

## PreSchool Partners Schedule for Home

9:00-10:00	Outside play, morning walk, free play
10:00	SNACK
10:20-11:00	Learning time: packets, flash cards, books, board games
11:00-12:00	Creative time: music, dance, coloring, legos, blocks, imaginary play <a href="https://www.youtube.com/watch?v=-JsfKTNAL50&amp;list=PLzD-uZXPaxWejg2lqHfxcwn5qEVpG37ih">https://www.youtube.com/watch?v=-JsfKTNAL50&amp;list=PLzD-uZXPaxWejg2lqHfxcwn5qEVpG37ih</a>
12:00	Lunch: fun time for child to help parent prepare foods
12:30-2:00	Rest time <a href="https://www.youtube.com/watch?v=iQuwsAig6d4">https://www.youtube.com/watch?v=iQuwsAig6d4</a>
2:00	Free Play
2:30	SNACK
2:45-4:00	Outside play
4:00-dinner time	Electronic time/TV

# 10 FREE LEARNING WEBSITES {FOR KIDS}

Here's a list of some fun, educational, and safe websites for your child to visit and explore on those hot summer days!

<p>Switcheroo Zoo <a href="http://www.switcheroozoo.com">www.switcheroozoo.com</a> Watch, listen and play games to learn all about amazing animals!</p>	<p>Fun Brain <a href="http://www.funbrain.com">www.funbrain.com</a> Play games while practicing math and reading skills.</p>
<p>Nat Geo for Kids <a href="http://www.kids.nationalgeographic.com">www.kids.nationalgeographic.com</a> Learn all about geography and fascinating animals.</p>	<p>PBS Kids <a href="http://www.switcheroozoo.com">www.switcheroozoo.com</a> Hang out with your favorite characters all while learning!</p>
<p>Into the Book <a href="http://www.reading.ecb.org">www.reading.ecb.org</a> Go "into the book" to play games that practice reading strategies.</p>	<p>Star Fall <a href="http://www.starfall.com">www.starfall.com</a> Practice your phonics skills with these read-along stories.</p>
<p>Seussville <a href="http://www.seussville.com">www.seussville.com</a> Read, play games, and hang out with Dr. Seuss and his friends.</p>	<p>Storyline Online <a href="http://www.storylineonline.net">www.storylineonline.net</a> Have some of your favorite stories read to you by movie stars!</p>
<p>ABC YA <a href="http://www.abcya.com">www.abcya.com</a> Practice math and reading skills all while playing fun games!</p>	<p>Highlights Kids <a href="http://www.highlightskids.com">www.highlightskids.com</a> Read, play games, and conduct cool science experiments!</p>

For more educational ideas, visit [ayearofmanyfirsts.blogspot.com](http://ayearofmanyfirsts.blogspot.com)

# PreSchool Partners

## Stay-at-Home

### Work Packet

Many of these pages may be used to your liking. They are intended to be used for learning fun, as many times as you would like over this break. Please play these activities over and over with your child. Make up your own rules or ideas to use to make it as fun and effective as you would like to help your child learn these skills.

But most of all, enjoy this time with your child!!!!

Love,

All the teachers at PSP

1. **Reading Log.** Keep up with the books you read over this break. We will see who our top readers are when we return. There is a form to fill out and a way to rate each book! This page may be duplicated or you may keep an extra list of your own.

2. **Monster Math.** Cut the Monster out and his mouth. Glue or tape onto something sturdy with an opening. Then cut the monster food number cards out and feed the monster!! Keep in a Ziplock and pull out again at a later time.

3. **Number Spelling.** For the 4's. Write the missing letters. Learn to spell your numbers!

4. **Shape Magnifying Glasses.** Cut out the shape glue it onto something sturdier if you would like. Then cut out the inside to make it look like a pretend magnifying glass. Walk around and pretend to look through it to find these shapes around the house or outside. Make a list of these things, talk about these things. Most of all,

Have fun!! Keep them in a Ziplock and pull out again at a later time.

5. **Shape Spelling**. For the 4's. Write the missing letters. Learn to spell your color words!

6. **Make a Calendar**. Make a Calendar for March and April and illustrate a pretty picture at the top. Add the numbers (with help) and keep track of what day of the week it is and something fun you did or learned each day.

7. **Number Carrots**. Cut out the carrots and learn your numbers by pretending to feed to a stuffed rabbit. I bet all your other stuffed animals would like to eat them too!! Have fun watching your child learn!!!

8. **Easter Eggs**. Cut out the Upper-case Easter Eggs, fold and place in plastic easter eggs. Hide them around the house and let your child find them. Then open and see how letters they know!! The more they play, the more they will know!!

9. **Name Writing**!! Mainly for 4's. Practice writing your name everyday!! Memorize your birthday!! Your address!!



Mrs. Lady Bug






## Frolic and Play





I can do it!




Fresh from the Garden





Woodland Pals







**Have a slice!**




# USE YOUR IMAGINATION!

Decorate the flower.







Yummy Leaf





Munch-munch

