


7 Safety Tips for REALTORS®



Sturdy doors are key to home safety

Make sure that all your home's doors to the outside are metal or solid, 1 3/4" hardwood, and have good, sturdy locks.




Keep track of colleagues

Have a check-out employee board at your office, listing your name, destination, customer name, date and expected return time.



Wear your REALTOR® ID

Always wear visible company identification such as a badge. It is also best to drive a vehicle clearly marked with your company name. These will be invaluable for identification if you need to get assistance.




You take the wheel

Whenever possible, take your own car to a showing. When you leave your car, lock it.



Shield your computer from e-mail viruses

Computer viruses can impair and seriously damage your computer. Viruses are often distributed via attachments in e-mail spam. Never open an attachment from someone you don't know, and, if you receive a strange or impersonal-sounding message from a familiar address, check with that person to make sure that they really sent it.



Got cell service, everywhere?

When you're showing commercial property, thick walls and/or remote locations may interfere with mobile phone reception. Check in advance to be sure your phone is serviceable in the area in which you are showing the property.



Choose flight over fight

While every real estate agent should take a basic self-defense course, the primary goal in any threatening situation is to escape from immediate danger and call for help.

