

# PICKENS COUNTY COMMUNITY ACTION COMMITTEE AND CDC, INC.

Community Services ❖ Head Start ❖ YouthBuild

*Helping People!*  
*Changing Lives!*

## ANNUAL REPORT 2019-2020

Cynthia Simpson, Executive Director

Website: [www.caapickens.org](http://www.caapickens.org)

P.O. Box 348

Carrollton, AL 35447

(205) 367-8166



# TABLE OF CONTENTS

## Promises of Community Action

Our Promise

Our Mission

Our Methodology

Our Philosophy

Board Chairman

Executive Director

## TAB 1: Agency's General Information

Board of Directors

Policy Council Members

Programs and Services

Management Team Staff

## TAB 2: Budgets

Contrants and Grants

Agency Wide Budget

CSBG Budget

Head Start Budget

LIHEAP Budget

Pre-K 1-6 Budget

YouthBuild Budget

## TAB 3: Annual Audit Report

Auditor's Report

## TAB 4: Program Information

CSBG Module 4 Indicators

Head Start Program Information Report

Program Demographic Report

# PROMISES OF COMMUNITY ACTION

## **Our Promise**

Community Action changes people's lives, embodies the spirit of hope, improves communities, and makes America a better place to live. We care about the entire community and we are dedicated to helping people help themselves and each other.

## **Our Mission**

Pickens County Community Action Committee and CDC, Inc. is dedicated to mobilizing resources in an effort to eliminate poverty and improve the quality of life for the low income and vulnerable populations.

## **Our Methodology**

To provide low-income persons with the information, opportunities, education, and increase self-assurance that they need to become self-sufficient.

## **Our Philosophy**

We believe that every individual seeks to be an asset to the community in which they live, and that circumstance sometimes interferes with one's ability to reach their full potential and to meet their individual needs and the continuing needs of their families. We believe that disadvantaged members of our community deserve to be supported in their effort to acquire the necessities of life, their quest to enter the mainstream of society, and in improving the quality of their life and the lives of their families. We believe that this support can be provided by creating access to community programs that are responsive to the needs of these individuals. The mobilization and coordination of local, state, and national resources will result in the creation of positive outcomes.

***"Helping People! Changing Lives!"***



# FROM THE CHAIRMAN OF THE BOARD OF DIRECTORS

It gives me great honor to present to the citizens of Pickens County the 2019 - 2020 Annual Report for the Pickens County Community Action Committee and Community Development Corporation, Inc. I have volunteered the past years as a member of the Board of Directors, and now as Chairman of the Board of Directors. As a Board, we have worked with the staff and community partners to identify effective strategies that will increase the quality of life for the residents of Pickens County. Collectively we have come a long way, but we have a long way to go. I encourage all stakeholders to work with us as we identify strategies that will increase the quality of life here in Pickens County.

Sincerely,

*Mr. Stanley Jones,*

Board Chairman



# FROM THE EXECUTIVE DIRECTOR



This Annual Report reflect the Program Year 2019-2020 for Pickens County Community Action Committee and Community Development Corporation, Inc. We are celebrating fifty-five (55) years of changing lives and revitalizing communities. Pickens County Community Action Committee and Community Development Corporation, Inc. is responsible for providing services to the citizens and families of Pickens County. We work hard to eliminate the paradox of poverty in the mist of plenty. To provide transparency to the full scope of services provided by our Agency we present to the community as well as our federal and

state funding partners a review of our success.

From my personal point of view, the success of the Pickens County Community Action Committee and Community Development Corporation, Inc. would not have been realized without the tremendous support of the entire Organization and its Board of Directors. Because of our commitment to the Agency's mission, we have stepped out on faith and grasped opportunities that came our way. We were also blessed to have these opportunities fall on fertile ground. This success is rooted in a coalition of team members that fully understand the call for community action, the needs of our community, and strategies designed to effectively mobilize community resources. This success lays upon a foundation provided by our Board of Directors that stood fearless in its pursuit of nontraditional opportunities that with unity of community will enhance the lives of the residents of Pickens County.

It is my honor and pleasure to serve Pickens County Community Action Committee and Community Development Corporation, Inc., Board of Directors, staff, and the residents of Pickens County through my role as the Executive Director.

Respectfully,

Cynthia Simpson, Executive Director

# Tab 1

## The AGENCY'S GENERAL INFORMATION

- Pickens County Community Action Board of Directors
- Pickens Co. Community Action Policy Council Members
- Programs and Services
- Management Team Staff

# **THE AGENCY'S GENERAL INFORMATION**

## **Pickens County Community Action Board of Directors**

Mr. Stanley Jones, Chairman

Ms. Andrea Ellis, Vice Chairman

Mr. Charlie Taggart, Treasurer

Mayor Marva Gipson, Secretary

Mayor Craig Patterson

Mayor Donald Sherrod

Commissioner Jerry Fitch

Ms. Shirley Fields

Ms. Gwendolyn Taylor

Attorney William King

Ms. Emma Forte'

Ms. Roseland Guyton

Mr. Willie Colvin

Chief Anthony Durrah

Mr. Jimmy Garner

Mr. Willie Thomas

Ms. Cassandra Crawford

## **Pickens County Community Action Head Start Policy Council Members**

Ms. Tiffany Harris

Ms. Jessica Gipson

Ms. Christalyn Cameron

Mr. Marquis Giles

Ms. Kamonica Giles

Ms. Brittany Lacy

Ms. Denetria Simon

Ms. Ann Lathon (Community Representative)

Ms. Sandra Mayhew (Community Representative)

Ms. Gwen Taylor (Community Representative & Board Member)

## **Programs and Services**

- CSBG
- Head Start (Ages 3-5)
- LIHEAP Energy Assistance Program
- Alabama Charitable Trust Energy Assistance
- Pre-K Program (Age 4)
- Department of Labor YouthBuild Program (Ages 16-24)
- Red Cross/Project Share
- Emergency Food and Shelter Program (FEMA)
- Dollar Help Program (Spire - Alagasco)

## **Management Team Staff**

### EXECUTIVE MANAGEMENT TEAM

- Cynthia Simpson, Executive Director
- Lafrench Ingram, Executive Administrative Assistant/Human Resource Manager
- Victoria Gosa, Fiscal Director

### COMMUNITY ACTION AGENCY MANAGEMENT TEAM

- Earnest Wilkins Jr., Community Service Specialist
- Tabbatha Sommerville, Community Service Specialist
- Mia Hopkins, Receptionist

### HEAD START MANAGEMENT TEAM

- Fredrick Woods, Center Manager/Compliance Manager/Nutrition Manager/ERSEA
- Joanna Williams, Health/Mental Health Manager/Transportation Manager
- Vanessa Hopkins, Education Services Manager
- Lillie Garner, Disabilities Services/In-kind Services Manager
- Demeka Edwards, Family and Community Partnership Manager
- Linda Corder, Family Literacy Service Manager
- Fred McGee, Maintenance Technician

### YOUTHBUILD MANAGEMENT TEAM

- C. Wayne Davis , YouthBuild Director
- Carla Dioume, YouthBuild Case Manager
- Anne Jones, YouthBuild GED Instructor
- Fred McGee, YouthBuild Construction Instructor
- Dagmar Ball, YouthBuild Transportation
- Eddie Lewis Jr., YouthBuild Transportation



## BUDGETS

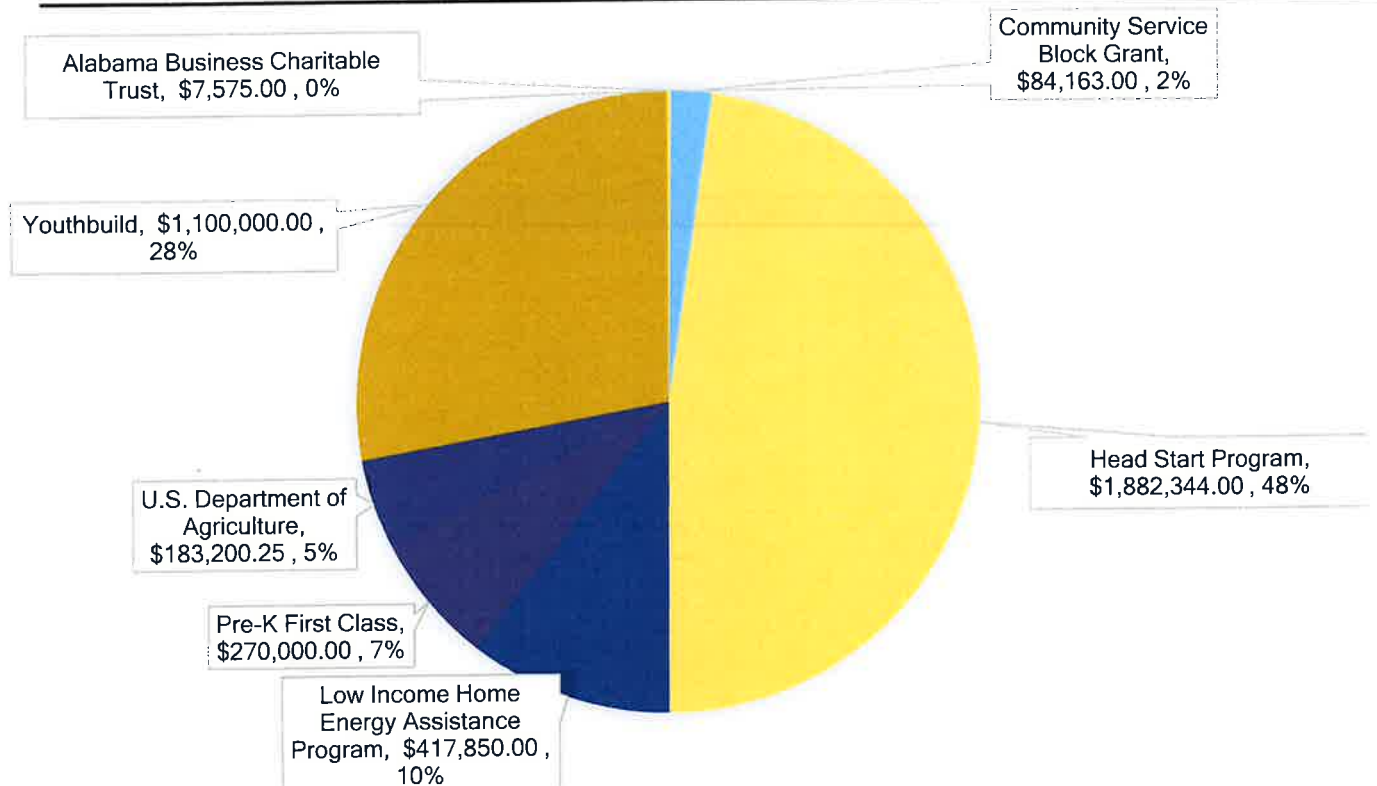
- Contracts and Grants / Economic Impact Summary
- Agency Wide Budget
- CSBG Budget
- Head Start Budget
- LIHEAP Budget
- Pre-K Classes 1-6 Budget
- Youthbuild Budget

# CONTRACTS AND GRANTS ECONOMIC IMPACT SUMMARY 2019-2020



## Grants By Titles:

Alabama Business Charitable Trust:	\$7,575.00
Community Service Block Grant (CSBG):	\$84,163.00
Low Income Home Energy Assistance Program (Liheap):	\$ 417,850.00
Pre-K First Classes 1 -6:	\$270,000.00
U.S. Department of Agriculture (USDA):	\$183,200.25
YouthBuild:	\$1,100,000.00
Project Share:	
<b>TOTAL FEDERAL AWARDS:</b>	<b>\$3,945,132.25</b>



Pickens County Community Action  
June 01, 2019- May 31, 2020  
Agency Wide Budget, Inc.

	Head Start	Liheap	CSBG	USDA	Pre-K Class 1	Pre-K Class 2	Pre-K Class 3	Pre-K Class 4	Pre-K Class 5	Pre-K Class 6	School Board Meals	Indirect	Inkind	ABC Trust	Youthbuild	General Fund	FEMA	Total
<b>Revenue</b>																		
Grant Revenue	1,882,344.00	366,450.00	84,163.00	183,200.25	45,000.00	45,000.00	45,000.00	45,000.00	45,000.00	45,000.00	26,780.00	222,789.50	550,000.00	7,575.00	85,031.72	2,176.00	10,240.00	2,891,179.97
Program Income																		26,780.00
Indirect Income																		
Other Income		15,250.00																565,250.00
<b>Total Revenue:</b>	1,882,344.00	381,700.00	84,163.00	183,200.25	45,000.00	45,000.00	45,000.00	45,000.00	45,000.00	45,000.00	26,780.00	222,789.50	550,000.00	7,575.00	85,031.72	2,176.00	10,240.00	3,705,999.47

<b>Staff Salaries and Fringes</b>																		
Salaries	1,149,710.00	24,000.00	48,476.79	36,735.00	32,318.50	32,318.50	32,318.50	32,318.50	32,318.50	32,318.50	4,707.77	76,322.62			57,750.00	2,000.00		1,593,613.18
FICA/MICA/VUC	116,340.52	2,400.00	4,716.64	4,143.55	3,400.00	3,400.00	3,400.00	3,400.00	3,400.00	3,400.00	592.23	10,250.30			5,231.72	153.00		164,227.96
Fringe Benefits	148,372.84	800.00	3,925.17	5,118.05	2,872.57	2,872.57	2,872.57	2,872.57	2,872.57	2,872.57		6,165.35			2,700.00	23.00		184,339.83
<b>Total Staff Salaries &amp; Fringes</b>	1,414,423.36	27,200.00	57,118.60	45,996.60	38,591.07	38,591.07	38,591.07	38,591.07	38,591.07	38,591.07	5,300.00	92,738.27			65,681.72	2,176.00		1,942,180.97

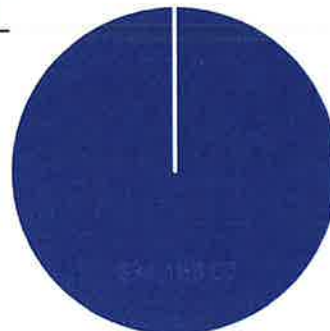
Expenses																		
Audit Fees																		14,500.00
Fees and Dues																		12,864.00
Contractual Services	60,000.00		1,864.00															118,000.00
Classroom Supplies/Equipment	15,000.00																10,000.00	15,000.00
Janitorial Supplies	5,000.00																	15,000.00
Disabilities Supplies	1,500.00																	8,344.45
Health/Mental Health Supplies	6,500.00																	1,500.00
Supplies/Equipment	16,108.69	500.00	1,400.00	8,152.12	2,083.33	2,083.33	2,083.33	2,083.34	2,083.34	2,083.33		8,000.00			500.00	540.00		47,700.81
Heating		174,500.00													3,358.00			177,858.00
Cooling		174,500.00													4,217.00			178,717.00
Building Repairs/Maintenance	3,395.17												1,000.00					5,395.17
Vehicle Repairs/Maintenance													1,000.00					1,750.00
Equipment Maintenance	10,000.00		2,000.00										4,500.00					16,500.00
T/TA	34,051.00		1,000.00										4,780.00					43,671.00
Travel	14,000.00		3,000.00										9,000.00			250.00		27,441.58
Field Trips																		3,750.00
Student Travel	38,000.00																	38,000.00
Inkind																		
Rent	3,600.00												250,000.00			2,700.00		256,300.00
Volunteer Services													250,000.00					250,000.00
Donated Supplies													50,000.00					50,000.00
Food				124,229.78	162.00	162.00	162.00	162.00	162.00	162.00	6,230.00	926.78						134,858.56
Building Insurance	8,000.00	100.00										4,000.00						12,100.00
General Insurance	7,000.00	100.00	1,000.00									4,000.00						12,100.00
Vehicle Insurance	8,000.00											4,000.00						12,000.00
Utilities/Telephone	57,500.00	1,200.00	6,478.43									8,000.00				6,000.00	4,500.00	83,678.43
Advertising/Publishing	2,000.00																	2,000.00
Other--Miscellaneous	3,500.00																	7,500.00
Other--Parent Services	3,000.00																	3,000.00
Indirect/Admin	171,765.78	3,600.00	10,301.97	4,821.75	2,700.00	2,700.00	2,700.00	2,700.00	2,700.00	2,700.00	15,250.00					850.00		222,789.50
Total Expenses	1,882,344.00	381,700.00	84,163.00	183,200.25	45,000.00	45,000.00	45,000.00	45,000.00	45,000.00	45,000.00	26,780.00	222,789.50	550,000.00	7,575.00	85,031.72	2,176.00	10,240.00	3,705,999.47
Profit/(Loss)																0.00		0.00

# CSBG BUDGET 2019-2020

## SUPPORT

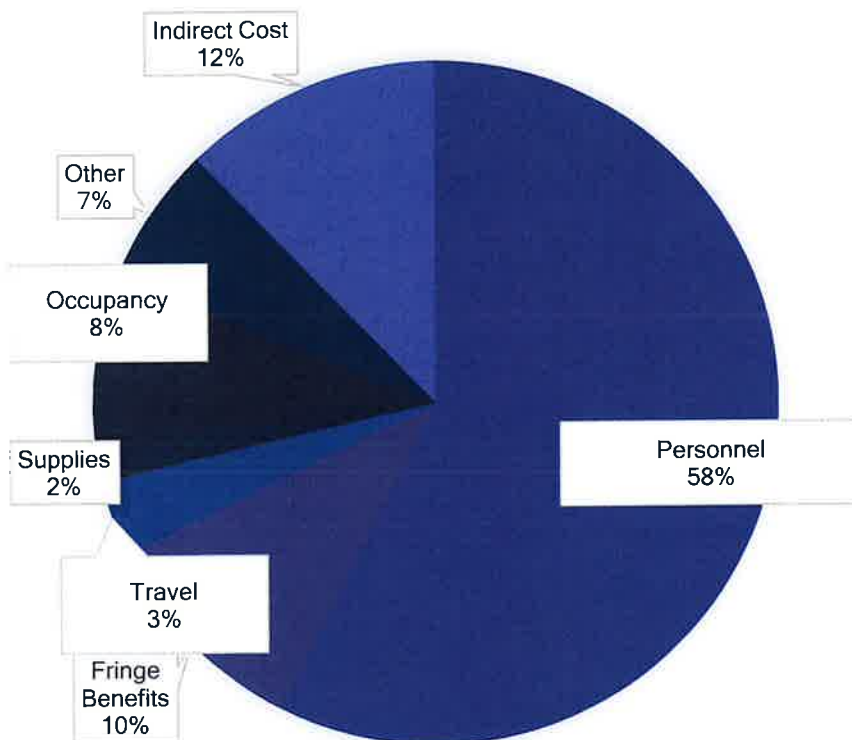
Approved Funds Awarded: \$84,163.00

TOTAL SUPPORT: \$84,163.00




## EXPENSE - DIRECT COST

Approved Funds Awarded



Personnel:	\$48,476.79
Fringe Benefits:	\$8,461.81
Travel:	\$3,000.00
Supplies:	\$1,400.00
Occupancy:	\$6,678.43
Other:	\$5,664.00
Indirect Cost:	\$10,301.97
<b>TOTAL:</b>	<b>\$84,163.00</b>





# HEAD START BUDGET 2019-2020

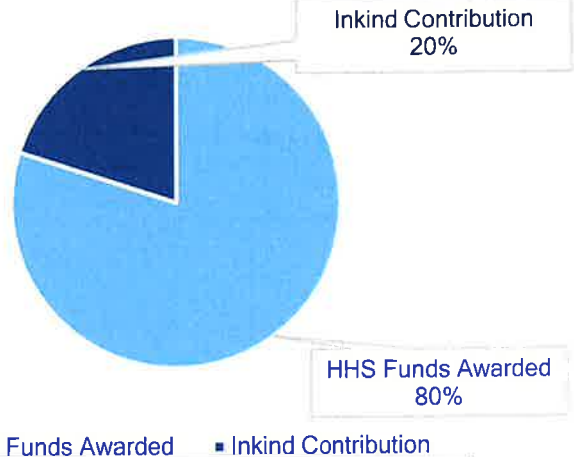


## SUPPORT

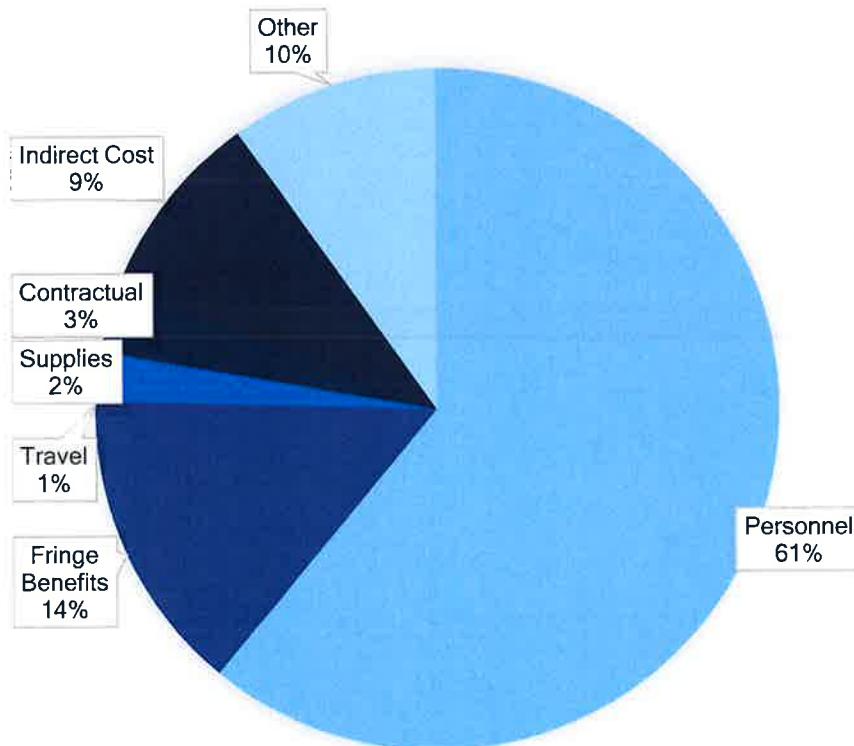
HHS Approved Funds Awarded: \$1,882,344.00

Grantee's Inkind Contribution: \$470,586.00

**TOTAL SUPPORT: \$2,352,930.00**



## EXPENSE - DIRECT COST



Personnel:	\$1,149,710.00
Fringe Benefits:	\$264,714.00
Travel:	\$6,572.00
Supplies:	\$44,109.00
Contractual:	\$60,000.00
Indirect Cost:	\$171,767.00
Other:	\$185,472.00
<b>TOTAL:</b>	<b>\$1,882,334.00</b>

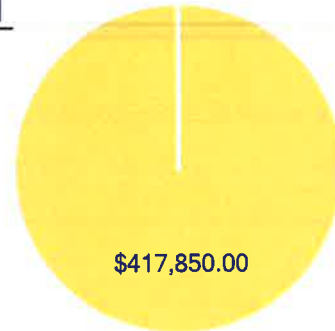


# LIHEAP BUDGET 2019-2020

## SUPPORT

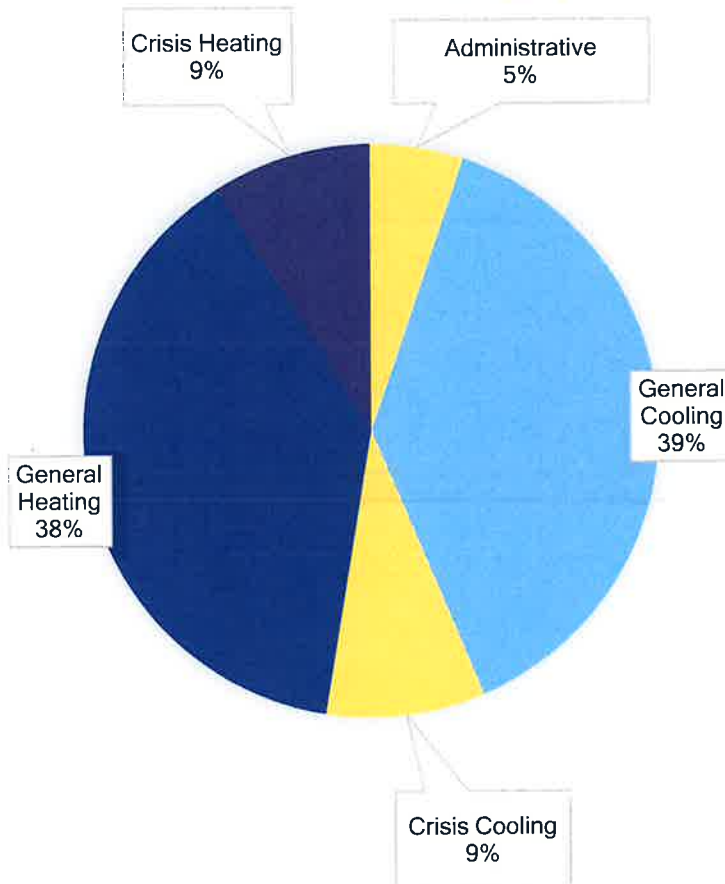
Approved Funds Awarded: \$417,850.00

TOTAL SUPPORT: \$417,850.00



## EXPENSE - DIRECT COST

Approved Funds Awarded



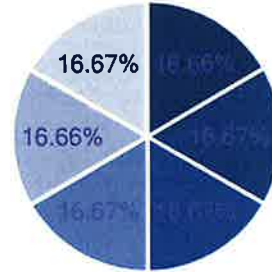
Administrative:	\$21,850.00
General Cooling:	\$160,500.00
Crisis Cooling:	\$37,500.00
General Heating:	\$160,500.00
Crisis Heating:	\$37,500.00
Indirect Cost:	\$171,767.00
TOTAL:	\$417,850.00



# PRE-K CLASSES 1 -6 BUDGET 2019-2020

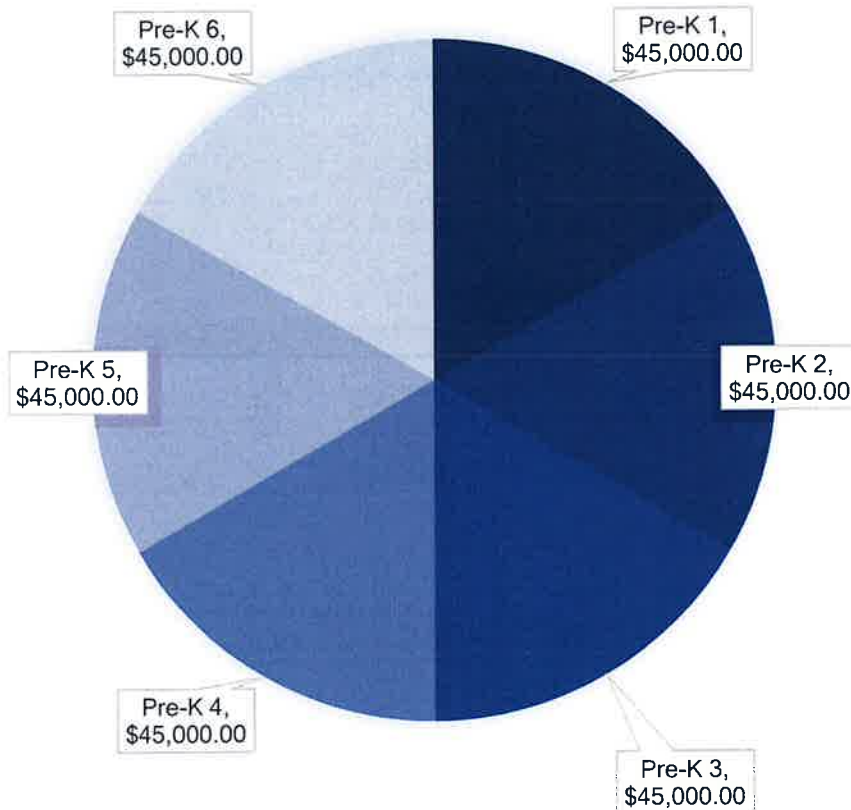
## SUPPORT

Approved Funds Awarded: \$270,000.00  
TOTAL SUPPORT: \$270,000.00




■ Pre-K 1 ■ Pre-K 2 ■ Pre-K 3 ■ Pre-K 4 ■ Pre-K 5 ■ Pre-K 6

## EXPENSE - DIRECT COST



Personnel:	\$193,911.00
Fringe Benefits:	\$37,635.42
Travel:	\$1,191.58
Equipment:	\$3,000.00
Supplies:	\$12,500.00
Indirect Cost:	\$16,200.00
Other:	\$5,562.00
<b>TOTAL:</b>	<b>\$270,000.00</b>

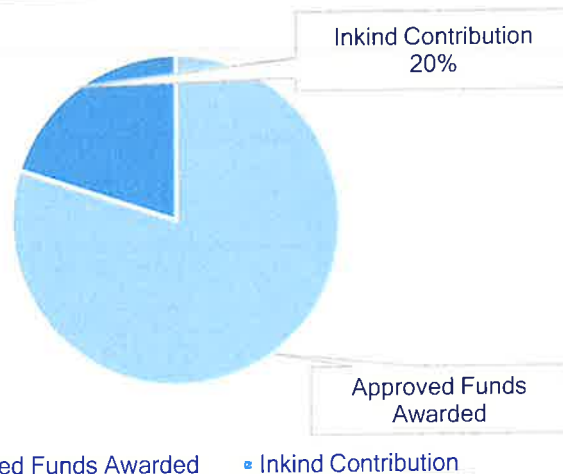




# YOUTHBUILD BUDGET 2016-2019

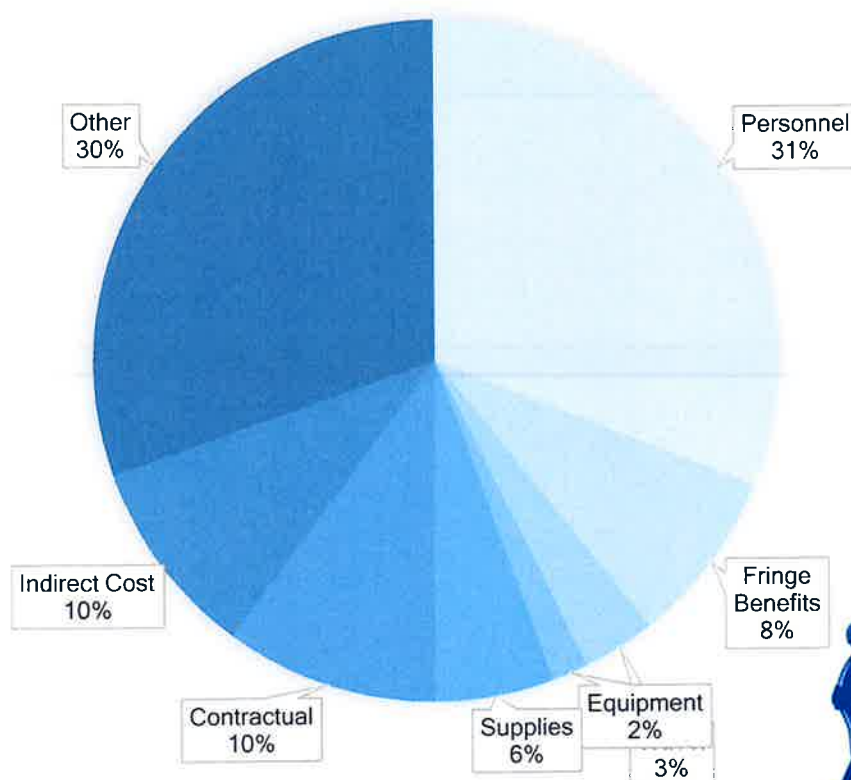
## SUPPORT

Approved Funds Awarded: \$1,100,000.00  
Grantee's Inkind Contribution: \$275,000.00  
TOTAL SUPPORT: \$1,375,000.00



Approved Funds Awarded Inkind Contribution

## EXPENSE - DIRECT COST



Personnel: \$341,983.20  
Fringe Benefits: \$90,392.60  
Travel: \$37,750.01  
Equipment: \$19,000.00  
Supplies: \$61,993.00  
Contractual: \$111,000.00  
Indirect Cost: \$104,000.00  
Other: \$333,881.19  
TOTAL: \$1,100,000.00





## ANNUAL AUDIT REPORT

➤ Annual Audit Report

# **ANNUAL AUDIT REPORT**

**PICKENS COUNTY COMMUNITY ACTION COMMITTEE,  
AND COMMUNITY DEVELOPMENT CORPORATION, INC.**

**AUDITED FINANCIAL STATEMENTS  
AND SUPPLEMENTAL DATA**

**FOR THE YEAR ENDED MAY 31, 2019**

## **INDEPENDENT AUDITOR'S REPORT**

**Board of Directors  
Pickens County Community Action Committee,  
and Community Development Corporation, Inc.  
Carrollton, Alabama**

### **Report on the Financial Statements**

We have audited the accompanying financial statements of **Pickens County Community Action Committee and Community Development Corporation, Inc.** (a non-profit organization), which comprise the statement of financial position as of May 31, 2019, and the related statements of activities, and cash flows for the year then ended, and the related notes to the financial statements..

### ***Management's Responsibility for the Financial Statements***

Management is responsible for the preparation and fair presentation of these financial statements in accordance with accounting principles generally accepted in the United States of America; this includes the design, implementation, and maintenance of internal control relevant to the preparation and fair presentation of financial statements that are free from material misstatement, whether due to fraud or error.

### ***Auditor's Responsibility***

Our responsibility is to express an opinion on these financial statements based on our audit. We conducted our audit in accordance with auditing standards generally accepted in the United States of America and the standards applicable to financial audits contained in *Government Auditing Standards*, issued by the Comptroller General of the United States. Those standards require that we plan and perform the audit to obtain reasonable assurance about whether the financial statements are free from material misstatement.

An audit involves performing procedures to obtain audit evidence about the amounts and disclosures in the financial statements. The procedures selected depend on the auditor's judgment, including the assessment of the risks of material misstatement of the financial statements, whether due to fraud or error. In making those risk assessments, the auditor considers internal control relevant to the entity's preparation and fair presentation of the financial statements in order to design audit procedures that are appropriate in the circumstances, but not for the purpose of expressing an opinion on the effectiveness of the entity's internal control. Accordingly, we express no such opinion. An audit also includes evaluating the appropriateness of accounting policies used and the reasonableness of significant accounting estimates made by management, as well as evaluating the overall presentation of the financial statements.

We believe that the audit evidence we have obtained is sufficient and appropriate to provide a basis for our audit opinion.

***Opinion***

In our opinion, the financial statements referred to above present fairly, in all material respects, the financial position of **Pickens County Community Action Committee and Community Development Corporation, Inc.** as of May 31, 2019, and the changes in its net assets and its cash flows for the year then ended in accordance with accounting principles generally accepted in the United States of America.

***Other Matters***

***Other Information***

Our audit was conducted for the purpose of forming an opinion on the financial statements as a whole. The accompanying schedule of expenditures of federal awards, as required by Title 2 U.S. Code of Federal Regulations Part 200, Uniform Administrative Requirements, Cost Principles, and Audit Requirements for Federal Awards is presented for purposes of additional analysis and is not a required part of the financial statements. Such information is the responsibility of management and was derived from and relates directly to the underlying accounting and other records used to prepare the financial statements. The information has been subjected to the auditing procedures applied in the audit of the financial statements and certain additional procedures, including comparing and reconciling such information directly to the underlying accounting and other records used to prepare the financial statements or to the financial statements themselves, and other additional procedures in accordance with auditing standards generally accepted in the United States of America. In our opinion, the information is fairly stated, in all material respects, in relation to the financial statements as a whole.

***Other Reporting Required by Government Auditing Standards***

In accordance with *Government Auditing Standards*, we have also issued our report dated February 22, 2019, on our consideration of **Pickens County Community Action Committee and Community Development Corporation, Inc.** internal control over financial reporting and on our tests of its compliance with certain provisions of laws, regulations, contracts, and grant agreements and other matters. The purpose of that report is to describe the scope of our testing of internal control over financial reporting and compliance and the results of that testing, and not to provide an opinion on internal control over financial reporting or on compliance. That report is an integral part of an audit performed in accordance with *Government Auditing Standards* in considering **Pickens County Community Action Committee and Community Development Corporation, Inc.** internal control over financial reporting and compliance.

**Sheppard-Harris & Associates, P.C.  
Birmingham, Alabama  
February 22, 2019**



**INDEPENDENT AUDITOR'S REPORT ON INTERNAL CONTROL OVER  
FINANCIAL REPORTING AND ON COMPLIANCE AND OTHER MATTERS  
BASED ON AN AUDIT OF FINANCIAL STATEMENTS PERFORMED IN  
ACCORDANCE WITH GOVERNMENT AUDITING STANDARDS**

**Board of Directors  
Pickens County Community Action Committee,  
and Community Development Corporation, Inc.  
Carrollton, Alabama**

We have audited, in accordance with the auditing standards generally accepted in the United States of America and the standards applicable to financial audits contained in *Government Auditing Standards* issued by the Comptroller General of the United States, the financial statements of **Pickens County Community Action Committee and Community Development Corporation, Inc.** (a nonprofit organization), which comprise the statement of financial position as of May 31, 2019, and the related statements of activities, and cash flows for the year then ended, and the related notes to the financial statements, and have issued our report thereon dated February 22, 2019.

**Internal Control Over Financial Reporting**

In planning and performing our audit of the financial statements, we considered the **Pickens County Community Action Committee and Community Development Corporation, Inc.** internal control over financial reporting (internal control) to determine the audit procedures that are appropriate in the circumstances for the purpose of expressing our opinion on the financial statements, but not for the purpose of expressing an opinion on the effectiveness of **Pickens County Community Action Committee and Community Development Corporation, Inc.** internal control. Accordingly, we do not express an opinion on the effectiveness of the Organization's internal control.

A *deficiency in internal control* exists when the design or operation of a control does not allow management or employees, in the normal course of performing their assigned functions, to prevent, or detect and correct, misstatements on a timely basis. A *material weakness* is a deficiency, or a combination of deficiencies, in internal control, such that there is a reasonable possibility that a material misstatement of the entity's financial statements will not be prevented, or detected and corrected on a timely basis. A *significant deficiency* is a deficiency, or a combination of deficiencies, in internal control that is less severe than a material weakness, yet important enough to merit attention by those charged with governance.

Our consideration of internal control was for the limited purpose described in the first paragraph of this section and was not designed to identify all deficiencies in internal control that might be material weaknesses or significant deficiencies. Given these limitations, during our audit we did not identify any deficiencies in internal control that we consider to be material weaknesses. However, material weaknesses may exist that have not been identified.

**Board of Directors  
Pickens County Community Action Committee,  
and Community Development Corporation, Inc.  
Page 2**

**Compliance and Other Matters**

As part of obtaining reasonable assurance about whether the **Pickens County Community Action Committee and Community Development Corporation, Inc.** financial statements are free from material misstatement, we performed tests of its compliance with certain provisions of laws, regulations, contracts, and grant agreements, noncompliance with which could have a direct and material effect on the determination of financial statement amounts. However, providing an opinion on compliance with those provisions was not an objective of our audit, and accordingly, we do not express such an opinion. The results of our tests disclosed no instances of noncompliance or other matters that are required to be reported under *Government Auditing Standards*.

**Purpose of this Report**

The purpose of this report is solely to describe the scope of our testing of internal control and compliance and the results of that testing, and not to provide an opinion on the effectiveness of the organization's internal control or on compliance. This report is an integral part of an audit performed in accordance with *Government Auditing Standards* in considering the organization's internal control and compliance. Accordingly, this communication is not suitable for any other purpose.

**Sheppard-Harris & Associates, P.C.  
Birmingham, Alabama  
February 22, 2019**

**INDEPENDENT AUDITOR'S REPORT ON COMPLIANCE  
FOR EACH MAJOR PROGRAM ON INTERNAL CONTROL OVER  
COMPLIANCE REQUIRED BY THE UNIFORM GUIDANCE**

**Board of Directors  
Pickens County Community Action Committee  
and Community Development Corporation, Inc.  
Carrollton, Alabama**

**Report on Compliance for Each Major Federal Program**

We have audited **Pickens County Community Action Committee and Community Development Corporation, Inc.** compliance with the types of compliance requirements described in the Uniform Guidance that could have a direct and material effect on each of **Pickens County Community Action Committee and Community Development Corporation, Inc.** major federal programs for the year ended May 31, 2019. **Pickens County Community Action Committee and Community Development Corporation, Inc.** major federal programs are identified in the summary of auditor's results section of the accompanying schedule of findings and questioned costs.

***Management's Responsibility***

Management is responsible for compliance with federal statutes, regulations, and the term and conditions of its federal awards applicable to its federal programs.

***Auditor's Responsibility***

Our responsibility is to express an opinion on compliance for each of **Pickens County Community Action Committee and Community Development Corporation, Inc.** major federal programs based on our audit of the types of compliance requirements referred to above. We conducted our audit of compliance in accordance with auditing standards generally accepted in the United States of America; the standards applicable to financial audits contained in *Government Auditing Standards*, issued by the Comptroller General of the United States; and the audit requirements of Title 2 U.S. Code of Federal Regulations Part 200, Uniform Administrative Requirements, Cost Principles, and Audit Requirements for Federal Awards (Uniform Guidance). Those standards and the Uniform Guidance require that we plan and perform the audit to obtain reasonable assurance about whether noncompliance with the types of compliance requirements referred to above that could have a direct and material effect on a major federal program occurred. An audit includes examining, on a test basis, evidence about **Pickens County Community Action Committee and Community Development Corporation, Inc.** compliance with those requirements and performing such other procedures as we considered necessary in the circumstances.

We believe that our audit provides a reasonable basis for our opinion on compliance for each major federal program. However, our audit does not provide a legal determination of **Pickens County Community Action Committee and Community Development Corporation, Inc.** compliance.

**Board of Directors  
Pickens County Community Action Committee  
and Community Development Corporation, Inc.  
Page 2**

***Opinion on Each Major Federal Program***

In our opinion, **Pickens County Community Action Committee and Community Development Corporation, Inc.** complied, in all material respects, with the types of compliance requirements referred to above that could have a direct and material effect on each of its major federal programs for the year ended May 31, 2019.

**Report on Internal Control Over Compliance**

Management of **Pickens County Community Action Committee and Community Development Corporation, Inc.** is responsible for establishing and maintaining effective internal control over compliance with the types of compliance requirements referred to above. In planning and performing our audit of compliance, we considered **Pickens County Community Action Committee and Community Development Corporation, Inc.** internal control over compliance with the types of requirements that could have a direct and material effect on each major federal program to determine the auditing procedures that are appropriate in the circumstances for the purpose of expressing an opinion on compliance for each major federal program and to test and report on internal control over compliance in accordance with the Uniform Guidance, but not for the purpose of expressing an opinion on the effectiveness of internal control over compliance. Accordingly, we do not express an opinion on the effectiveness of **Pickens County Community Action Committee and Community Development Corporation, Inc.** internal control over compliance.

*A deficiency in internal control over compliance* exists when the design or operation of a control over compliance does not allow management or employees, in the normal course of performing their assigned functions, to prevent, or detect and correct, noncompliance with a type of compliance requirement of a federal program on a timely basis. A *material weakness in internal control over compliance* is a deficiency, or combination of deficiencies, in internal control over compliance, such that there is a reasonable possibility that material noncompliance with a type of compliance requirement of a federal program will not be prevented, or detected and corrected, on a timely basis. A *significant deficiency in internal control over compliance* is a deficiency, or a combination of deficiencies, in internal control over compliance with a type of compliance requirement of a federal program that is less severe than a material weakness in internal control over compliance, yet important enough to merit attention by those charged with governance.

Our consideration of internal control over compliance was for the limited purpose described in the first paragraph of this section and was not designed to identify all deficiencies in internal control over compliance that might be material weaknesses or significant deficiencies and therefore, material weaknesses or significant deficiencies may exist that were not identified. We did not identify any deficiencies in internal control over compliance that we consider to be material weaknesses. However, material weaknesses may exist that have not been identified.

The purpose of this report on internal control over compliance is solely to describe the scope of our testing of internal control over compliance and the results of that testing based on the requirements of the Uniform Guidance. Accordingly, this report is not suitable for any other purpose.

**Sheppard-Harris & Associates, P.C.  
Birmingham, Alabama  
February 22, 2019**



**PICKENS COUNTY COMMUNITY ACTION COMMITTEE, AND COMMUNITY  
DEVELOPMENT CORPORATION, INC.  
SCHEDULE OF FINDINGS AND QUESTIONED COSTS  
FOR THE YEAR ENDED MAY 31, 2019**

**SECTION I SUMMARY OF AUDITOR'S RESULTS**

**Financial Statements**

Type of auditor's report issued:

Unmodified

Internal control over financial reporting:

-Material weakness (es) identified?

    yes   x   no

-Significant deficiency (ies) identified not  
considered to be material weaknesses

    yes   x   no

-Non compliance material to financial  
statements noted?

    yes   x   no

**Federal Awards**

Type of auditor's report issued on compliance  
for major programs:

Unmodified

Internal control over major programs:

-Material weakness (es) identified?

    yes   x   no

-Significant deficiency (ies) identified not  
considered to be material weaknesses  
reported

    yes   x   none

Any audit findings disclosed that are required to be

-reported in accordance with Uniform Guidance,  
-Section.501(a)?

    yes   x   no

**PICKENS COUNTY COMMUNITY ACTION COMMITTEE, AND COMMUNITY  
DEVELOPMENT CORPORATION, INC.  
SCHEDULE OF FINDINGS AND QUESTIONED COSTS  
FOR THE YEAR ENDED MAY 31, 2019**

**IDENTIFICATION OF MAJOR PROGRAMS**

Name of Federal Program or Cluster	Head Start
CFDA Number	93.600
Dollar threshold used to distinguish between type A and type B Programs:	<u>\$750,000</u>
Auditee qualified as low-risk auditee?	<u>X</u> Yes ___ No

**SECTION II FINDINGS – FINANCIAL STATEMENT**

None

**SECTION III FINDINGS AND QUESTIONED COSTS – MAJOR FEDERAL AWARD  
PROGRAMS**

None

**PICKENS COUNTY COMMUNITY ACTION COMMITTEE, AND COMMUNITY  
DEVELOPMENT CORPORATION, INC.  
SCHEDULE OF PRIOR YEAR AUDIT FINDINGS**

There were no audit findings in the prior year.

## Tab 4

### PROGRAM INFORMATION

- CSBG Module 4 Indicators
- Head Start Program Information Report
- Program Demographic Report

**Module 4, Section A: Individual and Family National Performance Indicators (FNPIs) - Data Entry Form**

**Goal 1: Individuals and Families with low incomes are stable and achieve economic security.**

**Employment Indicators**

Name of CSBG Eligible Entity Reporting: PCCA - Pickens County Community Action

Employment (FNPI 1)	I.) Number of Participants Served in program(s) (#)	II.) Target (#)	III.) Actual Results (#)	IV.) Percentage Achieving Outcome {III/I = IV} (%) auto calculated)	V.) Performance Target Accuracy (III/II = V) (%) auto calculated)
FNPI 1a The number of unemployed <b>youth</b> who obtained employment to gain skills or income.	49	0	12	24%	#DIV/0!
FNPI 1b The number of unemployed <b>adults</b> who obtained employment (up to a living wage).	18	0	12	67%	#DIV/0!
FNPI 1c The number of unemployed <b>adults</b> who obtained and maintained employment for at least 90 days (up to a living wage).	18	0	11	61%	#DIV/0!
FNPI 1d The number of unemployed <b>adults</b> who obtained and maintained employment for at least 180 days (up to a living wage).	18	0	11	61%	#DIV/0!
FNPI 1e The number of unemployed <b>adults</b> who obtained employment (with a living wage or higher).	8	0	8	100%	#DIV/0!
FNPI 1f The number of unemployed <b>adults</b> who obtained and maintained employment for at least 90 days (with a living wage or higher).	0	0	0	0%	0%
FNPI 1g The number of unemployed <b>adults</b> who obtained and maintained employment for at least 180 days (with a living wage or higher).	0	0	0	0%	0%

Employment (FNPI 1)	I.) Number of Participants Served in program(s) (#)	II.) Target (#)	III.) Actual Results (#)	IV.) Percentage Achieving Outcome {III/I = IV} (%) auto calculated)	V.) Performance Target Accuracy (III/II = V) (%) auto calculated)
FNPI 1h The number of employed participants in a career-advancement related program who <b>entered or transitioned</b> into a position that provided increased income and/or benefits.	18	0	11	61%	#DIV/0!
FNPI 1h.1 Of the above, the number of employed participants who increased income from employment through <b>wage or salary amount increase</b> .	18	0	11	61%	#DIV/0!
FNPI 1h.2 Of the above, the number of employed participants who increased income from employment through <b>hours worked increase</b> .	0	0	0	0%	0%
FNPI 1h.3 Of the above, the number of employed participants who <b>increased benefits</b> related to employment.	0	0	0	0%	0%



**Module 4, Section A: Individual and Family National Performance Indicators (FNPIs) - Data Entry Form**

**Goal 1: Individuals and Families with low incomes are stable and achieve economic security.**

**Employment Indicators**

Name of CSBG Eligible Entity Reporting: PCCA - Pickens County Community Action

Other Employment Outcome Indicator (FNPI 1z)	I.) Number of Participants Served in program(s) (#)	II.) Target (#)	III.) Actual Results (#)	IV.) Percentage Achieving Outcome (III/I = IV) (% auto calculated)	V.) Performance Target Accuracy (III/II = V) (% auto calculated)
FNPI 1z.1 The number of individuals or households	0	0	0	0%	0%
FNPI 1z.2 The number of individuals or households	13	0	6	#DIV/0!	#DIV/0!
FNPI 1z.3 The number of individuals or households	0	0	0	0%	0%

Comments:

**Module 4, Section A: Individual and Family National Performance Indicators (FNPIs) - Data Entry Form**  
**Goal 1: Individuals and Families with low incomes are stable and achieve economic security.**

**Education and Cognitive Development Indicators**

Name of CSBG Eligible Entity Reporting: PCCA - Pickens County Community Action

Education and Cognitive Development (FNPI 2)	I.) Number of Participants Served in program(s) (#)	II.) Target (#)	III.) Actual Results (#)	IV.) Percentage Achieving Outcome [III/ I = IV ] (% auto calculated)	V.) Performance Target Accuracy (III/II = V) (% auto calculated)
FNPI 2a The number of <b>children</b> (0 to 5) who demonstrated improved emergent literacy skills.	259	518	259	100%	50%
FNPI 2b The number of <b>children</b> (0 to 5) who demonstrated skills for school readiness.	259	259	259	100%	100%
FNPI 2c The number of <b>children</b> and <b>youth</b> who demonstrated improved positive approaches toward learning, including improved attention skills. (auto total).	259	0	259	100%	#DIV/0!
FNPI 2c.1 Early Childhood Education (ages 0-5)	259	0	259	100%	#DIV/0!
FNPI 2c.2 1st grade-8th grade	0	0	0	0%	0%
FNPI 2c.3 9th grade-12th grade	0	0	0	0%	0%
FNPI 2d The number of <b>children</b> and <b>youth</b> who are achieving at basic grade level (academic, social, and other school success skills) (auto total)	0	0	0	0%	0%
FNPI 2d.1 Early Childhood Education (ages 0-5)	0	0	0	0%	0%
FNPI 2d.2 1st grade-8th grade	0	0	0	0%	0%
FNPI 2d.3 9th grade-12th grade	0	0	0	0%	0%
FNPI 2e The number of <b>parents/caregivers</b> who improved their home environments.	6	0	6	100%	#DIV/0!
FNPI 2f The number of <b>adults</b> who demonstrated improved basic education.	0	0	0	0%	0%
FNPI 2g The number of <b>individuals</b> who obtained a high school diploma and/or obtained an equivalency certificate or diploma.	0	0	0	0%	0%
FNPI 2h The number of <b>individuals</b> who obtained a recognized credential, certificate, or degree relating to the achievement of educational or vocational skills.	0	0	0	0%	0%
FNPI 2i The number of <b>individuals</b> who obtained an Associate's degree.	0	0	0	0%	0%
FNPI 2j The number of <b>individuals</b> who obtained a Bachelor's degree.	0	0	0	0%	0%

Other Education and Cognitive Development Outcome Indicator (FNPI 2z)	I.) Number of Participants Served in program(s) (#)	II.) Target (#)	III.) Actual Results (#)	IV.) Percentage Achieving Outcome [III/ I = IV ] (% auto calculated)	V.) Performance Target Accuracy (III/II = V) (% auto calculated)
FNPI 2z.1 The number of individuals or households	0	0	0	0%	0%
FNPI 2z.2 The number of individuals or households	0	0	0	0%	0%
FNPI 2z.3 The number of individuals or households	0	0	0	0%	0%

Comments:

**Module 4, Section A: Individual and Family National Performance Indicators (FNPIs) - Data Entry Form**

**Goal 1: Individuals and Families with low incomes are stable and achieve economic security.**

**Income and Asset Building Indicators**

Name of CSBG Eligible Entity Reporting: PCCA - Pickens County Community Action

Income and Asset Building (FNPI 3)	I.) Number of Participants Served in program(s) (#)	II.) Target (#)	III.) Actual Results (#)	IV.) Percentage Achieving Outcome (III/ I = IV ) (% auto calculated)	V.) Performance Target Accuracy (II/II = V) (% auto calculated)
FNPI 3a The number of individuals who achieved and maintained <u>capacity to meet basic needs for 90 days.</u>	0	35	0	0%	0%
FNPI 3b The number of individuals who achieved and maintained <u>capacity to meet basic needs for 180 days.</u>	0	0	0	0%	0%
FNPI 3c The number of individuals who opened a <u>savings account or IRA.</u>	0	10	0	0%	0%
FNPI 3d The number of individuals who <u>increased their savings.</u>	0	10	0	0%	0%
FNPI 3e The number of individuals who used their savings to <u>purchase an asset.</u>	0	0	0	0%	0%
FNPI 3f The number of individuals who <u>purchased a home.</u>	0	0	0	0%	0%
FNPI 3g The number of individuals who <u>improved their credit scores.</u>	0	0	0	0%	0%
FNPI 3h The number of individuals who <u>increased their net worth.</u>	0	0	0	0%	0%
FNPI 3i The number of individuals engaged with the Community Action Agency who report <u>improved financial well-being.</u>	0	0	0	0%	0%

Other Income and Asset Building Outcome Indicator (FNPI 3z)	I.) Number of Participants Served in program(s) (#)	II.) Target (#)	III.) Actual Results (#)	IV.) Percentage Achieving Outcome (III/ I = IV ) (% auto calculated)	V.) Performance Target Accuracy (II/II = V) (% auto calculated)
FNPI 3z.1 The number of individuals or households	0	0	0	0%	0%
FNPI 3z.2 The number of individuals or households	0	0	0	0%	0%
FNPI 3z.3 The number of individuals or households	0	0	0	0%	0%

Comments:

**Module 4, Section A: Individual and Family National Performance Indicators (FNPIs) - Data Entry Form**  
**Goal 1: Individuals and Families with low incomes are stable and achieve economic security.**

**Education and Cognitive Development Indicators**

Name of CSBG Eligible Entity Reporting: PCCA - Pickens County Community Action

Education and Cognitive Development (FNPI 2)	I.) Number of Participants Served in program(s) (#)	II.) Target (#)	III.) Actual Results (#)	IV.) Percentage Achieving Outcome (III/I = IV) (%) (auto calculated)	V.) Performance Target Accuracy (III/II = V) (%) (auto calculated)
FNPI 2a The number of <b>children</b> (0 to 5) who demonstrated improved emergent literacy skills.	259	518	259	100%	50%
FNPI 2b The number of <b>children</b> (0 to 5) who demonstrated skills for school readiness.	259	259	259	100%	100%
FNPI 2c The number of <b>children</b> and <b>youth</b> who demonstrated improved positive approaches toward learning, including improved attention skills. (auto total).	259	0	259	100%	#DIV/0!
FNPI 2c.1 Early Childhood Education (ages 0-5)	259	0	259	100%	#DIV/0!
FNPI 2c.2 1st grade-8th grade	0	0	0	0%	0%
FNPI 2c.3 9th grade-12th grade	0	0	0	0%	0%
FNPI 2d The number of <b>children</b> and <b>youth</b> who are achieving at basic grade level (academic, social, and other school success skills). (auto total)	0	0	0	0%	0%
FNPI 2d.1 Early Childhood Education (ages 0-5)	0	0	0	0%	0%
FNPI 2d.2 1st grade-8th grade	0	0	0	0%	0%
FNPI 2d.3 9th grade-12th grade	0	0	0	0%	0%
FNPI 2e The number of <b>parents/caregivers</b> who improved their home environments.	6	0	6	100%	#DIV/0!
FNPI 2f The number of <b>adults</b> who demonstrated improved basic education.	0	0	0	0%	0%
FNPI 2g The number of <b>individuals</b> who obtained a high school diploma and/or obtained an equivalency certificate or diploma.	0	0	0	0%	0%
FNPI 2h The number of <b>individuals</b> who obtained a recognized credential, certificate, or degree relating to the achievement of educational or vocational skills.	0	0	0	0%	0%
FNPI 2i The number of <b>individuals</b> who obtained an Associate's degree.	0	0	0	0%	0%
FNPI 2j The number of <b>individuals</b> who obtained a Bachelor's degree.	0	0	0	0%	0%

Other Education and Cognitive Development Outcome Indicator (FNPI 2z)	I.) Number of Participants Served in program(s) (#)	II.) Target (#)	III.) Actual Results (#)	IV.) Percentage Achieving Outcome (III/I = IV) (%) (auto calculated)	V.) Performance Target Accuracy (III/II = V) (%) (auto calculated)
FNPI 2z.1 The number of individuals or households	0	0	0	0%	0%
FNPI 2z.2 The number of individuals or households	0	0	0	0%	0%
FNPI 2z.3 The number of individuals or households	0	0	0	0%	0%

Comments:

**Module 4, Section A: Individual and Family National Performance Indicators (FNPIs) - Data Entry Form**

**Goal 1: Individuals and Families with low incomes are stable and achieve economic security.**

**Income and Asset Building Indicators**

Name of CSBG Eligible Entity Reporting: PCCA - Pickens County Community Action

Income and Asset Building (FNPI 3)	I.) Number of Participants Served in program(s) (#)	II.) Target (#)	III.) Actual Results (#)	IV.) Percentage Achieving Outcome [III / I = IV] (% auto calculated)	V.) Performance Target Accuracy [(III/II) = V] (% auto calculated)
FNPI 3a The number of individuals who achieved and maintained capacity to meet basic needs for <u>90 days</u> .	0	35	0	0%	0%
FNPI 3b The number of individuals who achieved and maintained capacity to meet basic needs for <u>180 days</u> .	0	0	0	0%	0%
FNPI 3c The number of individuals who opened a <u>savings account or IDA</u> .	0	10	0	0%	0%
FNPI 3d The number of individuals who <u>increased their savings</u> .	0	10	0	0%	0%
FNPI 3e The number of individuals who used their savings to <u>purchase an asset</u> .	0	0	0	0%	0%
FNPI 3f The number of individuals who <u>purchased a home</u> .	0	0	0	0%	0%
FNPI 3g The number of individuals who <u>improved their credit scores</u> .	0	0	0	0%	0%
FNPI 3h The number of individuals who <u>increased their net worth</u> .	0	0	0	0%	0%
FNPI 3i The number of individuals engaged with the Community Action Agency who report <u>improved financial well-being</u> .	0	0	0	0%	0%

Other Income and Asset Building Outcome Indicator (FNPI 3z)	I.) Number of Participants Served in program(s) (#)	II.) Target (#)	III.) Actual Results (#)	IV.) Percentage Achieving Outcome [III / I = IV] (% auto calculated)	V.) Performance Target Accuracy [(III/II) = V] (% auto calculated)
FNPI 3z.1 The number of individuals or households _____	0	0	0	0%	0%
FNPI 3z.2 The number of individuals or households _____	0	0	0	0%	0%
FNPI 3z.3 The number of individuals or households _____	0	0	0	0%	0%

Comments:



**Module 4, Section A: Individual and Family National Performance Indicators (FNPIs) - Data Entry Form**  
**Goal 1: Individuals and Families with low incomes are stable and achieve economic security.**  
**Housing Indicators**

Name of CSBG Eligible Entity Reporting: PCCA - Pickens County Community Action

Housing (FNPI 4)	I.) Number of Participants Served in program(s) (#)	II.) Target (#)	III.) Actual Results (#)	IV.) Percentage Achieving Outcome [III / I = IV] (% auto calculated)	V.) Performance Target Accuracy [III/II = V] (% auto calculated)
FNPI 4a The number of households experiencing homelessness who obtained <u>safe temporary shelter</u> .	13	0	0	0%	0%
FNPI 4b The number of households who obtained <u>safe and affordable housing</u> .	21	0	5	24%	#DIV/0!
FNPI 4c The number of households who maintained safe and affordable housing for <u>90 days</u> .	16	0	0	0%	0%
FNPI 4d The number of households who maintained safe and affordable housing for <u>180 days</u> .	16	0	0	0%	0%
FNPI 4e The number of households who <u>avoided eviction</u> .	31	0	21	68%	#DIV/0!
FNPI 4f The number of households who <u>avoided foreclosure</u> .	10	0	0	0%	0%
FNPI 4g The number of households who <u>experienced improved health and safety</u> due to improvements within their home (e.g. reduction or elimination of lead, radon, carbon dioxide and/or fire hazards or electrical issues, etc).	0	0	0	0%	0%
FNPI 4h The number of households with <u>improved energy efficiency and/or energy burden reduction</u> in their homes.	1482	545	1431	97%	263%

Other Housing Outcome Indicator (FNPI 4z)	I.) Number of Participants Served in program(s) (#)	II.) Target (#)	III.) Actual Results (#)	IV.) Percentage Achieving Outcome [III / I = IV] (% auto calculated)	V.) Performance Target Accuracy [III/II = V] (% auto calculated)
FNPI 4z.1 The number of individuals or households	0	0	0	0%	0%
FNPI 4z.2 The number of individuals or households	0	0	0	0%	0%
FNPI 4z.3 The number of individuals or households	0	0	0	0%	0%

Comments:

**Module 4, Section A: Individual and Family National Performance Indicators (FNPIs) - Data Entry Form**

**Goal 1: Individuals and Families with low incomes are stable and achieve economic security.**

**Health and Social/Behavioral Development Indicators**

Name of CSBG Eligible Entity Reporting: PCCA - Pickens County Community Action

Health and Social/Behavioral Development (FNPI 5)	I.) Number of Participants Served in program(s) (#)	II.) Target (#)	III.) Actual Results (#)	IV.) Percentage Achieving Outcome (III/I = IV) (% auto calculated)	V.) Performance Target Accuracy (III/II = V) (% auto calculated)
FNPI 5a The number of individuals who demonstrated <u>increased nutrition skills</u> (e.g. cooking, shopping, and growing food).	1	0	1	100%	#DIV/0!
FNPI 5b The number of individuals who demonstrated <u>improved physical health</u> and well-being.	1	0	1	100%	#DIV/0!
FNPI 5c The number of individuals who demonstrated <u>improved mental and behavioral health</u> and well-being.	0	0	0	0%	0%
FNPI 5d The number of individuals who <u>improved skills</u> related to the adult role of parents/ caregivers.	0	0	0	0%	0%
FNPI 5e The number of parents/caregivers who <u>demonstrated increased sensitivity and responsiveness</u> in their interactions with their children.	0	0	0	0%	0%
FNPI 5f The number of <u>seniors (65+)</u> who maintained an independent living situation.	0	24	0	0%	0%
FNPI 5g The number of <u>individuals with disabilities</u> who maintained an independent living situation.	0	0	0	0%	0%
FNPI 5h The number of <u>individuals with chronic illness</u> who maintained an independent living situation.	0	0	0	0%	0%
FNPI 5i The number of individuals with <u>no recidivating event</u> for six months.	0	0	0	0%	0%
FNPI 5i.1 Youth (ages 14-17)	0	0	0	0%	0%
FNPI 5i.2 Adults (ages 18+)	0	0	0	0%	0%

Other Health and Social/Behavioral Development Outcome Indicator (FNPI 5z)	I.) Number of Participants Served in program(s) (#)	II.) Target (#)	III.) Actual Results (#)	IV.) Percentage Achieving Outcome (III/I = IV) (% auto calculated)	V.) Performance Target Accuracy (III/II = V) (% auto calculated)
FNPI 5z.1 The number of individuals or households	0	0	0	0%	0%
FNPI 5z.2 The number of individuals or households	0	0	0	0%	0%
FNPI 5z.3 The number of individuals or households	0	0	0	0%	0%

Comments:

**Module 4, Section A: Individual and Family National Performance Indicators (FNPIs) - Data Entry Form**  
**Goal 1: Individuals and Families with low incomes are stable and achieve economic security.**  
**Housing Indicators**

Name of CSBG Eligible Entity Reporting: PCCA - Pickens County Community Action

Housing (FNPI 4)	I.) Number of Participants Served in program(s) (#)	II.) Target (#)	III.) Actual Results (#)	IV.) Percentage Achieving Outcome (III/I = IV) (% auto calculated)	V.) Performance Target Accuracy (III/II = V) (% auto calculated)
FNPI 4a The number of households experiencing homelessness who obtained <u>safe temporary shelter</u> .	13	0	0	0%	0%
FNPI 4b The number of households who obtained <u>safe and affordable housing</u> .	21	0	5	24%	#DIV/0!
FNPI 4c The number of households who maintained safe and affordable housing for <u>90 days</u> .	16	0	0	0%	0%
FNPI 4d The number of households who maintained safe and affordable housing for <u>180 days</u> .	16	0	0	0%	0%
FNPI 4e The number of households who <u>avoided eviction</u> .	31	0	21	68%	#DIV/0!
FNPI 4f The number of households who <u>avoided foreclosure</u> .	10	0	0	0%	0%
FNPI 4g The number of households who <u>experienced improved health and safety</u> due to improvements within their home (e.g. reduction or elimination of lead, radon, carbon dioxide and/or fire hazards or electrical issues, etc).	0	0	0	0%	0%
FNPI 4h The number of households with <u>improved energy efficiency and/or energy burden reduction</u> in their homes.	1482	545	1431	97%	263%

Other Housing Outcome Indicator (FNPI 4z)	I.) Number of Participants Served in program(s) (#)	II.) Target (#)	III.) Actual Results (#)	IV.) Percentage Achieving Outcome (III/I = IV) (% auto calculated)	V.) Performance Target Accuracy (III/II = V) (% auto calculated)
FNPI 4z.1 The number of individuals or households	0	0	0	0%	0%
FNPI 4z.2 The number of individuals or households	0	0	0	0%	0%
FNPI 4z.3 The number of individuals or households	0	0	0	0%	0%

Comments:

**Module 4, Section A: Individual and Family National Performance Indicators (FNPIs) - Data Entry Form**  
**Goal 1: Individuals and Families with low incomes are stable and achieve economic security.**

**Civic Engagement and Community Involvement Indicators**

Name of CSBG Eligible Entity Reporting: PCCA - Pickens County Community Action

Civic Engagement and Community Involvement Indicators (FNPI 6)	I.) Number of Participants Served In program(s) (#)	II.) Target (#)	III.) Actual Results (#)	IV.) Percentage Achieving Outcome (III/I = IV) (% auto calculated)	V.) Performance Target Accuracy (III/II = V) (% auto calculated)
FNPI 6a The number of Community Action program participants who increased skills, knowledge, and abilities to enable them to work with Community Action to improve conditions in the community.	0	0	0	0%	0%
FNPI 6a.1 Of the above, the number of Community Action program participants who <u>improved their leadership skills.</u>	0	0	0	0%	0%
FNPI 6a.2 Of the above, the number of Community Action program participants who <u>improved their social networks.</u>	0	0	0	0%	0%
FNPI 6a.3 Of the above, the number of Community Action program participants who gained other skills, knowledge and abilities to <u>enhance their ability to engage.</u>	0	0	0	0%	0%

Other Civic Engagement and Community Involvement Outcome Indicator (FNPI 6z)	I.) Number of Participants Served in program(s) (#)	II.) Target (#)	III.) Actual Results (#)	IV.) Percentage Achieving Outcome (III/I = IV) (% auto calculated)	V.) Performance Target Accuracy (III/II = V) (% auto calculated)
FNPI 6z.1 The number of individuals or households	0	0	0	0%	0%
FNPI 6z.2 The number of individuals or households	0	0	0	0%	0%
FNPI 6z.3 The number of individuals or households	0	0	0	0%	0%

Comments:

**Module 4, Section A: Individual and Family National Performance Indicators (FNPIs) - Data Entry Form**  
**Goal 1: Individuals and Families with low incomes are stable and achieve economic security.**  
**Outcomes Across Multiple Domains**

Name of CSBG Eligible Entity Reporting: PCCA - Pickens County Community Action

Outcomes Across Multiple Domains (FNPI 7)	I.) Number of Participants Served in program(s) (#)	II.) Target (#)	III.) Actual Results (#)	IV.) Percentage Achieving Outcome {III/ I = IV } (% auto calculated)	V.) Performance Target Accuracy (III/II = V) (% auto calculated)
FNPI 7a The number of individuals who achieved one or more outcomes as identified by the National Performance Indicators in various domains.	1491	0	1440	97%	#DIV/0!

Other Outcome Indicator (FNPI 7z)	I.) Number of Participants Served in program(s) (#)	II.) Target (#)	III.) Actual Results (#)	IV.) Percentage Achieving Outcome {III/ I = IV } (% auto calculated)	V.) Performance Target Accuracy (III/II = V) (% auto calculated)
FNPI 7z.1 The number of individuals or households	20	0	12	60%	#DIV/0!
FNPI 7z.2 The number of individuals or households	0	0	0	0%	0%
FNPI 7z.3 The number of individuals or households	0	0	0	0%	0%

Comments:



**Module 4, Section B: Individual and Family Services -  
Data Entry Form**

**Goal 1: Individuals and Families with low-incomes are stable  
and achieve economic security.**

**Employment Services**

Name of CSBG Eligible Entity Reporting: PCCA - Pickens County  
Community Action

Employment Services (SRV 1)	Unduplicated Number of Individuals Served
<b>Skills Training and Opportunities for Experience (SRV 1a-f)</b>	
SRV 1a Vocational Training	0
SRV 1b On-the-Job and other Work Experience	0
SRV 1c Youth Summer Work Placements	0
SRV 1d Apprenticeship/Internship	2
SRV 1e Self-Employment Skills Training	0
SRV 1f Job Readiness Training	49
<b>Career Counseling (SRV 1g-h)</b>	
SRV 1g Workshops	0
SRV 1h Coaching	0
<b>Job Search (SRV 1i-n)</b>	
SRV 1i Coaching	0
SRV 1j Resume Development	11
SRV 1k Interview Skills Training	49
SRV 1l Job Referrals	11
SRV 1m Job Placements	11
SRV 1n Pre-employment physicals, background checks, etc.	55
<b>Post Employment Supports (SRV 1o-p)</b>	
SRV 1o Coaching	0
SRV 1p Interactions with employers	0
<b>Employment Supplies (SRV 1q)</b>	
SRV 1q Employment Supplies	0

**Module 4, Section B: Individual and Family Services -  
Data Entry Form**

**Goal 1: Individuals and Families with low-incomes are stable and  
achieve economic security.**

**Education and Cognitive Development Services**

PCCA - Pickens County Community

Name of CSBG Eligible Entity Reporting: Action

<b>Education and Cognitive Development Services (SRV 2)</b>	<b>Unduplicated Number of Individuals Served</b>
<b>Child/Young Adult Education Programs (SRV 2a-j)</b>	
SRV 2a Early Head Start	0
SRV 2b Head Start	259
SRV 2c Other Early-Childhood (0-5 yr. old) Education	0
SRV 2d K-12 Education	0
SRV 2e K-12 Support Services	0
SRV 2f Financial Literacy Education	0
SRV 2g Literacy/English Language Education	26
SRV 2h College-Readiness Preparation/Support	0
SRV 2i Other Post Secondary Preparation	37
SRV 2j Other Post Secondary Support	0
<b>School Supplies (SRV 2k)</b>	
SRV 2k School Supplies	0
<b>Extra-curricular Programs (SRV 2l-q)</b>	
SRV 2l Before and After School Activities	0
SRV 2m Summer Youth Recreational Activities	0
SRV 2n Summer Education Programs	0
SRV 2o Behavior Improvement Programs (attitude, self-esteem, Dress-for-Success, etc.)	11
SRV 2p Mentoring	18
SRV 2q Leadership Training	0
<b>Adult Education Programs (SRV 2r-z)</b>	
SRV 2r Adult Literacy Classes	0
SRV 2s English Language Classes	0
SRV 2t Basic Education Classes	49
SRV 2u High School Equivalency Classes	33
SRV 2v Leadership Training	0
SRV 2w Parenting Supports (may be a part of the early childhood programs identified above)	0
SRV 2x Applied Technology Classes	0
SRV 2y Post-Secondary Education Preparation	0
SRV 2z Financial Literacy Education	0
<b>Post-Secondary Education Supports (SRV 2aa)</b>	
SRV 2aa College applications, text books, computers, etc.	0
<b>Financial Aid Assistance (SRV 2bb)</b>	
SRV 2bb Scholarships	0
<b>Home Visits (SRV 2cc)</b>	
SRV 2cc Home Visits	259

**Module 4, Section B: Individual and Family Services -  
Data Entry Form**

**Goal 1: Individuals and Families with low incomes are stable and  
achieve economic security.**

**Income and Asset Building Services**

PCCA - Pickens County Community

Name of CSBG Eligible Entity Reporting: Action

<b>Income and Asset Building Services (SRV 3)</b>	<b>Unduplicated Number of Individuals Served</b>
<b>Training and Counseling Services (SRV 3a-f)</b>	
SRV 3a Financial Capability Skills Training	0
SRV 3b Financial Coaching/Counseling	0
SRV 3c Financial Management Programs (including budgeting, credit management, credit repair, credit counseling, etc.)	0
SRV 3d First-time Homebuyer Counseling	0
SRV 3e Foreclosure Prevention Counseling	0
SRV 3f Small Business Start-Up and Development Counseling Sessions/Classes	0
<b>Benefit Coordination and Advocacy (SRV 3g-l)</b>	
SRV 3g Child Support Payments	0
SRV 3h Health Insurance	0
SRV 3i Social Security/SSI Payments	0
SRV 3j Veteran's Benefits	0
SRV 3k TANF Benefits	0
SRV 3l SNAP Benefits	0
<b>Asset Building (SRV 3m-o)</b>	
SRV 3m Saving Accounts/IDAs and other asset building accounts	0
SRV 3n Other financial products (IRA accounts, MyRA, other retirement accounts, etc.)	0
SRV 3o VITA, EITC, or Other Tax Preparation programs	0
<b>SRV 3p Loans And Grants (SRV 3p-q)</b>	
SRV 3p Micro-loans	0
SRV 3q Business incubator/business development loans	0

**Module 4, Section B: Individual and Family Services - Data Entry Form****Goal 1: Individuals and Families with low incomes are stable and achieve economic security.****Housing Services**

PCCA - Pickens County Community

Name of CSBG Eligible Entity Reporting: Action

<b>Housing Services (SRV 4)</b>	<b>Unduplicated Number of Individuals Served</b>
<b>Housing Payment Assistance (SRV 4a-e)</b>	
SRV 4a Financial Capability Skill Training	0
SRV 4b Financial Coaching/Counseling	0
SRV 4c Rent Payments (includes Emergency Rent Payments)	15
SRV 4d Deposit Payments	0
SRV 4e Mortgage Payments (includes Emergency Mortgage Payments)	0
<b>Eviction Prevention Services (SRV 4f-h)</b>	
SRV 4f Eviction Counseling	0
SRV 4g Landlord/Tenant Mediations	0
SRV 4h Landlord/Tenant Rights Education	0
<b>Utility Payment Assistance (SRV 4i-l)</b>	
SRV 4i Utility Payments (LIHEAP-includes Emergency Utility Payments)	874
SRV 4j Utility Deposits	7
SRV 4k Utility Arrears Payments	757
SRV 4l Level Billing Assistance	4
<b>Housing Placement/Rapid Re-housing (SRV 4m-p)</b>	
SRV 4m Temporary Housing Placement (includes Emergency Shelters)	0
SRV 4n Transitional Housing Placements	0
SRV 4o Permanent Housing Placements	0
SRV 4p Rental Counseling	0
<b>Housing Maintenance &amp; Improvements (SRV 4q)</b>	
SRV 4q Home Repairs (e.g. structural, appliance, heating systems, etc.) (Including Emergency Home Repairs)	0
<b>Weatherization Services (SRV 4r-t)</b>	
SRV 4r Independent-living Home Improvements (e.g. ramps, tub and shower grab bars, handicap accessible modifications, etc.)	0
SRV 4s Healthy Homes Services(e.g. reduction or elimination of lead, radon, carbon dioxide and/or fire hazards or electrical issues, etc.)	0
SRV 4t Energy Efficiency Improvements (e.g. insulation, air sealing, furnace repair, etc.)	1

**Module 4, Section B: Individual and Family Services -  
Data Entry Form**

**Goal 1: Individuals and Families with low incomes are stable and  
achieve economic security.**

**Health and Social/Behavioral Development**

Name of CSBG Eligible Entity Reporting: PCCA - Pickens County  
Community Action

<b>Health and Social/Behavioral Development Services (SRV 5)</b>	<b>Unduplicated Number of Individuals Served</b>
<b>Health Services, Screening and Assessments (SRV 5a-j)</b>	
SRV 5a Immunizations	259
SRV 5b Physicals	259
SRV 5c Developmental Delay Screening	259
SRV 5d Vision Screening	259
SRV 5e Prescription Payments	0
SRV 5f Doctor Visit Payments	0
SRV 5g Maternal/Child Health	0
SRV 5h Nursing Care Sessions	0
SRV 5i In-Home Affordable Seniors/Disabled Care Sessions (Nursing, Chores, Personal Care Services)	0
SRV 5j Health Insurance Options Counseling	0
<b>Reproductive Health Services (SRV 5k-o)</b>	
SRV 5k Coaching Sessions	0
SRV 5l Family Planning Classes	0
SRV 5m Contraceptives	0
SRV 5n STI/HIV Prevention Counseling Sessions	0
SRV 5o STI/HIV Screenings	0
<b>Wellness Education (SRV 5p-q)</b>	
SRV 5p Wellness Classes (stress reduction, medication management, mindfulness, etc.)	0
SRV 5q Exercise/Fitness	0
<b>Mental/Behavioral Health (SRV 5r-x)</b>	
SRV 5r Detoxification Sessions	0
SRV 5s Substance Abuse Screenings	0
SRV 5t Substance Abuse Counseling	0
SRV 5u Mental Health Assessments	0
SRV 5v Mental Health Counseling	17
SRV 5w Crisis Response/Call-In Responses	0
SRV 5x Domestic Violence Programs	0
<b>Support Groups (SRV 5y-aa)</b>	
SRV 5y Substance Abuse Support Group Meetings	0
SRV 5z Domestic Violence Support Group Meetings	0
SRV 5aa Mental Health Support Group Meeting	0



**Module 4, Section B: Individual and Family Services -  
Data Entry Form**

**Goal 1: Individuals and Families with low incomes are stable and  
achieve economic security.**

**Health and Social/Behavioral Development**

PCCA - Pickens County  
Name of CSBG Eligible Entity Reporting: Community Action

<b>Health and Social/Behavioral Development Services (Cont'd.)</b>	<b>Unduplicated Number of Individuals Served</b>
<b>Dental Services, Screenings and Exams (SRV 5bb-ee)</b>	
SRV 5bb Adult Dental Screening/Exams	0
SRV 5cc Adult Dental Services (including Emergency Dental Procedures)	0
SRV 5dd Child Dental Screenings/Exams	518
SRV 5ee Child Dental Services (including Emergency Dental Procedures)	36
<b>Nutrition and Food/Meals (SRV 5ff-jj)</b>	
SRV 5ff Skills Classes (Gardening, Cooking, Nutrition)	0
SRV 5gg Community Gardening Activities	0
SRV 5hh Incentives (e.g. gift card for food preparation, rewards for participation, etc.)	0
SRV 5ii Prepared Meals	518
SRV 5jj Food Distribution (Food Bags/Boxes, Food Share Program, Bags of Groceries)	395
<b>Family Skills Development (SRV 5kk-mm)</b>	
SRV 5kk Family Mentoring Sessions	0
SRV 5ll Life Skills Coaching Sessions	0
SRV 5mm Parenting Classes	0
<b>Emergency Hygiene Assistance (SRV 5nn-oo)</b>	
SRV 5nn Kits/boxes	0
SRV 5oo Hygiene Facility Utilizations (e.g. showers, toilets, sinks)	0

**Module 4, Section B: Individual and Family Services - Data Entry Form**

**Goal 1: Individuals and Families with low-incomes are stable and achieve economic security.**

**Civic Engagement and Community Involvement**

PCCA - Pickens County

Name of CSBG Eligible Entity Reporting: Community Action

<b>Civic Engagement and Community Involvement Services (SRV 6a-f)</b>	<b>Unduplicated Number of Individuals Served</b>
SRV 6a Voter Education and Access	0
SRV 6b Leadership Training	49
SRV 6c Tri-partite Board Membership	0
SRV 6d Citizenship Classes	0
SRV 6e Getting Ahead Classes	0
SRV 6f Volunteer Training	25

**Module 4, Section B: Individual and Family Services - Data Entry Form**

**Goal 1: Individuals and Families with low-incomes are stable and achieve economic security.**

**Services Supporting Multiple Domains**

PCCA - Pickens County

Name of CSBG Eligible Entity Reporting: Community Action

Services Supporting Multiple Domains (SRV 7)	Unduplicated Number of Individuals Served
<b>Case Management (SRV 7a)</b>	
SRV 7a Case Management	0
<b>Eligibility Determinations (SRV 7b)</b>	
SRV 7b Eligibility Determinations	0
<b>Referrals (SRV 7c)</b>	
SRV 7c Referrals	122
<b>Transportation Services (SRV 7d)</b>	
SRV 7d Transportation Services (e.g. bus passes, bus transport, support for auto purchase or repair; including emergency services)	0
<b>Childcare (SRV 7e-f)</b>	
SRV 7e Child Care subsidies	0
SRV 7f Child Care payments	0
<b>Eldercare (SRV 7g)</b>	
SRV 7g Day Centers	0
<b>Identification Documents (SRV 7h-j)</b>	
SRV 7h Birth Certificate	0
SRV 7i Social Security Card	0
SRV 7j Driver's License	0
<b>Re-Entry Services (SRV 7k)</b>	
SRV 7k Criminal Record Expungements	0
<b>Immigration Support Services (SRV 7l)</b>	
SRV 7l Immigration Support Services (relocation, food, clothing)	0
<b>Legal Assistance (includes emergency legal assistance) (SRV 7m)</b>	
SRV 7m Legal Assistance	0
<b>Emergency Clothing Assistance (SRV 7n)</b>	
SRV 7n Emergency Clothing Assistance	1
<b>Mediation/Customer Advocacy Interventions (debt forgiveness, negotiations or issues with landlords, coordinating with other services or government) (SRV 7o)</b>	
SRV 7o Mediation/Customer Advocacy Interventions	0

**Module 4, Section C: All Characteristics Report - Data Entry Form**  
**Goal 1: Individuals and Families with low-incomes are stable and achieve economic security.**

Name of CSBG Eligible Entity Reporting:

PCCA - Pickens County Community Action

- A. Total unduplicated number of all INDIVIDUALS about whom one or more characteristics were obtained: **1,468**  
 B. Total unduplicated number of all HOUSEHOLDS about whom one or more characteristics were obtained: **889**

**C. INDIVIDUAL LEVEL CHARACTERISTICS**

**1. Gender**

- a. Male  
 b. Female  
 c. Other  
 d. Unknown/not reported  
 e. TOTAL (auto calculated)

Number of Individuals

641
1027
0
0
<b>1468</b>

**2. Age**

- a. 0-5  
 b. 6-13  
 c. 14-17  
 d. 18-24  
 e. 25-44  
 f. 45-54  
 g. 55-59  
 h. 60-64  
 i. 65-74  
 j. 75+  
 k. Unknown/not reported  
 l. TOTAL (auto calculated)

Number of Individuals

156
234
93
67
236
121
83
128
204
151
0
<b>1468</b>

**3. Education Levels**

- a. Grades 0-8  
 b. Grades 9-12/Non-Graduate  
 c. High School Graduate  
 d. GED/Equivalency Diploma  
 e. 12 grade + Some Post-Secondary  
 f. 7 or 4 years College Graduate  
 g. Graduate of other post-secondary school  
 h. Unknown/not reported  
 i. TOTAL (auto calculated)

Number of Individuals

(ages 14-24)	(ages 25+)
44	4
81	332
13	479
0	0
13	22
2	71
0	0
2	15
<b>155</b>	<b>923</b>

**4. Disconnected Youth**

- a. Youth ages 14-24 who are neither working or in school

Number of Individuals

4
---

**5. Health**

- a. Disabling Condition

Yes	No	Unknown
567	790	10

- b. Health Insurance\*

Yes	No	Unknown
1264	144	60

\*If an individual reported that they had health insurance please identify the source of health insurance below

**Health Insurance Sources**

- c.1. Medicaid  
 c.2. Medicare  
 c.3. State Children's Health Insurance Program  
 c.4. State Health Insurance for Adults  
 c.5. Military Health Care  
 c.6. Direct-Purchase  
 c.7. Employment Based  
 c.8. Unknown/not reported

928
514
2
3
6
49
35
0

**6. Ethnicity/Race**

**a. Ethnicity**

- a.1. Hispanic, Latino or Spanish Origins  
 a.2. Not Hispanic, Latino or Spanish Origins  
 a.3. Unknown/not reported  
 a.4. TOTAL (auto calculated)

Number of Individuals

6
1449
13
<b>1468</b>

**b. Race**

- b.1. American Indian or Alaska Native  
 b.2. Asian  
 b.3. Black or African American  
 b.4. Native Hawaiian and Other Pacific Islander  
 b.5. White  
 b.6. Other  
 b.7. Multi-race (two or more of the above)  
 b.8. Unknown/not reported  
 b.9. TOTAL (auto calculated)

Number of Individuals

0
1
1304
0
129
3
30
1
<b>1468</b>

**7. Military Status**

- a. Veteran  
 b. Active Military  
 c. Never Served in the Military  
 d. Unknown/not reported  
 e. TOTAL (auto calculated)

Number of Individuals

16
1
1296
78
<b>1391</b>

**8. Work Status (Individuals 18+)**

- a. Employed Full-Time  
 b. Employed Part-Time  
 c. Migrant Seasonal Farm Worker  
 d. Unemployed (Short-Term, 6 months or less)  
 e. Unemployed (Long-Term, more than 6 months)  
 f. Unemployed (Not in Labor Force)  
 g. Retired  
 h. Unknown/not reported  
 i. TOTAL (auto calculated)

Number of Individuals

87
25
1
70
512
1
209
59
<b>964</b>

## Module 4, Section C: All Characteristics Report - Data Entry Form

Goal 1: Individuals and Families with low-incomes are stable and achieve economic security.

Name of CSBG Eligible Entity Reporting:

c.9. TOTAL (auto calculated)

PCCA - Pickens County Community Action

1537

### D. HOUSEHOLD LEVEL CHARACTERISTICS

9. Household Type	Number of Households
a. Single Person	559
b. Two Adults NO Children	37
c. Single Parent Female	238
d. Single Parent Male	12
e. Two Parent Household	13
f. Non-related Adults with Children	7
g. Multigenerational Household	17
h. Other	5
i. Unknown/not reported	0
j. TOTAL (auto calculated)	889

10. Household Size	Number of Households
a. Single Person	603
b. Two	133
c. Three	80
d. Four	44
e. Five	19
f. Six or more	10
g. Unknown/not reported	0
h. TOTAL (auto calculated)	889

11. Housing	Number of Households
a. Own	535
b. Rent	348
c. Other permanent housing	1
d. Homeless	2
e. Other	0
f. Unknown/not reported	3
g. TOTAL (auto calculated)	889

12. Level of Household Income	Number of Households
(% of HHS Guideline)	
a. Up to 50%	173
b. 51% to 75%	224
c. 76% to 100%	231
d. 101% to 125%	166
e. 126% to 150%	78
f. 151% to 175%	13
g. 176% to 200%	0
h. 201% to 250%	1
i. 250% and over	1
j. Unknown/not reported	0
k. TOTAL (auto calculated)	889

### 13. Sources of Household Income

	Number of Households
a. Income from Employment Only	10
b. Income from Employment and Other Income Source	5
c. Income from Employment, Other Income Source, and Non-Cash Benefits	18
d. Income from Employment and Non-Cash Benefits	91
e. Other Income Source Only	40
f. Other Income Source and Non-Cash Benefits	567
g. No Income	3
h. Non-Cash Benefits Only	55
i. Unknown/not reported	0
j. TOTAL (auto calculated)	889

Below, please report the types of Other income and/or non-cash benefits received by the households who reported sources other than employment

14. Other Income Source	Number of Households
a. TANF	6
b. Supplemental Security Income (SSI)	246
c. Social Security Disability Income (SSDI)	110
d. VA Service-Connected Disability Compensation	1
e. VA Non-Service Connected Disability Pension	0
f. Private Disability Insurance	0
g. Worker's Compensation	0
h. Retirement Income from Social Security	416
i. Pension	18
j. Child Support	40
k. Alimony or other Spousal Support	1
l. Unemployment Insurance	4
m. EITC	0
n. Other	35
o. Unknown/not reported	0

15. Non-Cash Benefits	Number of Households
a. SNAP	294
b. WIC	39
c. LIHEAP	821
d. Housing Choice Voucher	0
e. Public Housing	104
f. Permanent Supportive Housing	0
g. HUD-VASH	0
h. Childcare Voucher	0
i. Affordable Care Act Subsidy	1
j. Other	0
k. Unknown/not reported	0

### E. Number of Individuals Not Included in the Totals Above (due to data collection system integration barriers)

- a. Please list the unduplicated number of INDIVIDUALS served in each program\*:
- a. Please list the unduplicated number of INDIVIDUALS served in each program\*:
- a. Please list the unduplicated number of INDIVIDUALS served in each program\*:
- a. Please list the unduplicated number of INDIVIDUALS served in each program\*:
- a. Please list the unduplicated number of INDIVIDUALS served in each program\*:
- a. Please list the unduplicated number of INDIVIDUALS served in each program\*:
- a. Please list the unduplicated number of INDIVIDUALS served in each program\*:

Program Name	Number of Individuals
Agency Development	25
Carrollton Senior Brown Bag	300
Employment Support	10
Head Start - Education	189
Head Start - Nutrition	259
Pickens County Head Start	259
Pickens Employment	21
Pickens Employment Support	55
Pickens WOW-Working on Wednesday	11
Youth Build - Pickens County	49

**Module 4, Section C: All Characteristics Report - Data Entry Form**

**Goal 1: Individuals and Families with low-incomes are stable and achieve economic security.**

**Name of CSBG Eligible Entity Reporting:**

- a. Please list the unduplicated number of INDIVIDUALS served in each program\*:
- a. Please list the unduplicated number of INDIVIDUALS served in each program\*:
- a. Please list the unduplicated number of INDIVIDUALS served in each program\*:

PCCA - Pickens County Community Action	
Program Name	Number of Individuals
Program Name	Number of Individuals
Program Name	Number of Individuals





2018-2019 HEAD START PROGRAM INFORMATION REPORT  
04CH4707-000 PICKENS COMMUNITY ACTION COMMITTEE, INC

## A. PROGRAM INFORMATION

### GENERAL INFORMATION

Grant Number	04CH4707
Program Number	000
Program Type	Head Start
Program Name	PICKENS COMMUNITY ACTION COMMITTEE, INC
Program Address	71 Lakeside St Carrollton AL 35447-2232
Program Phone Number	(205) 367 1283 - 25
Program Fax Number	(205) 367 8167
DUNS Number	082066200
Program Email Address	csimpson@nctv.com
Head Start Director Name	Ms. Cynthia Simpson
Head Start Director Email	csimpson@nctv.com
Agency Web Site Address	www.caapickens.org
Agency Type	Community Action Agency (CAA)
Agency Description	Grantee that directly operates program(s) and has no delegates
Agency Affiliation	A secular or non-religious agency

### ENROLLMENT YEAR

#### Enrollment dates

	Date
A.1 Enrollment Year	
a. Start Date	08/08/2018
b. End Date	05/24/2019

### FUNDED ENROLLMENT

#### Funded enrollment by funding source

A.2 Funded Head Start or Early Head Start Enrollment	# of children/ pregnant women
a. Head Start/Early Head Start Funded Enrollment, as identified on NOA	259
b. Funded Enrollment from non-federal sources, i.e. state, local, private	0

#### Funded enrollment by program option - children

A.3 Center-based program - 5 days per week:	# of children
a. Full-day enrollment	0
1. Of these, the number available as full-working-day enrollment	0
a. Of these, the number available for the full-calendar-year	0
b. Part-day enrollment	259
1. Of these, the number in double sessions	0
A.4 Center-based program - 4 days per week:	# of children

a. Full-day enrollment	0
b. Part-day enrollment	0
1. Of these, the number in double sessions	0
A.5 Home-based program	0
A.6 Combination option program	0
A.7 Family child care option	0
a. Of these, the number available as full-working-day enrollment	0
1. Of these, the number available for the full-calendar-year	0
A.8 Locally designed option	0

#### Funded enrollment at child care partner

	# of children
A.10 Funded enrollment at child care partners in the center-based program option	0
A.11 Total funded enrollment at child care partners (A.10, center-based partner and A.7, family child care program option)	0

### CLASSES

#### Classes

	# of classes
A.12 Total number of classes operated	14
a. Of these, the number of double session classes	0

### CUMULATIVE ENROLLMENT

#### Children by age

A.13 Children by age:	# of children at enrollment
a. Under 1 year	0
b. 1 year old	0
c. 2 years old	0
d. 3 years old	127
e. 4 years old	122
f. 5 years and older	0

#### Total cumulative enrollment

	# of children / pregnant women
A.15 Total cumulative enrollment	249

#### Type of eligibility

A.16 Report each enrollee only once by primary type of eligibility:	# of children
a. Income below 100% of federal poverty line	193
b. Public assistance such as TANF, SSI	10
c. Status as a foster child - # children only	2
d. Status as homeless	2
e. Over income	12

	# of children
f. Number of children exceeding the allowed over income enrollment (as noted below) with family incomes between 100% and 130% of the federal poverty line	30
A.17 If the program serves enrollees under A.16.f, specify how the program has demonstrated that all income-eligible children in their area are being served.	
Specify:	The Program exhausted its waiting list of income eligible children and used the option of serving children with family incomes between 100% and 130% of the federal poverty line.

#### Prior enrollment

	# of children
A.18 Enrolled in Head Start or Early Head Start for:	
a. The second year	0
b. Three or more years	0

#### Transition and Turnover

	# of children
A.19 Total number of preschool children who left the program any time after classes or home visits began and did not re-enroll	24
a. Of the preschool children who left the program during the program year, the number of preschool children who were enrolled less than 45 days	10
A.19.b. Of the number of preschool children enrolled in Head Start at the end of the current enrollment year, the number projected to be entering kindergarten in the following school year	112

#### Child care subsidy

	# of children at end of enrollment year
A.24. The number of enrolled children for whom the program received a child care subsidy	0

## Race and Ethnicity

A.25 Race and Ethnicity	# of children	
	(1) Hispanic or Latino origin	(2) Non-Hispanic or Latino origin
a. American Indian or Alaska Native	1	0
b. Asian	0	0
c. Black or African American	0	200
d. Native Hawaiian or other Pacific Islander	0	0
e. White	0	27
f. Biracial/Multi-racial	0	14
g. Other	6	0
1. Explain: Mexican		
h. Unspecified	1	0
1. Explain: Mexican		

## Primary language of family at home

A.26 Primary language of family at home:	# of children
a. English	241
b. Spanish	8
c. Native Central American, South American, and Mexican Languages	0
d. Caribbean Languages	0
e. Middle Eastern & South Asian Languages	0
f. East Asian Languages	0
g. Native North American/Alaska Native Languages	0
h. Pacific Island Languages	0
i. European & Slavic Languages	0
j. African Languages	0
k. Other	0
l. Unspecified	0

## TRANSPORTATION

### Transportation services

A.27 Does the program provide transportation to some or all of the enrolled children either directly or through a formal contractual agreement with a transportation provider?	Yes
	# of children
a. Number of children for whom transportation is provided	239

### Buses

	# of buses owned
A.28 Total number of buses owned by the program that were purchased with ACF grant funds and are currently used to support program operations, regardless of year purchased	9
a. Of these, the number of buses purchased since last year's PIR was reported	0
A.29 Are any of the buses used by the program leased by the program itself?	No

## RECORD KEEPING

### Management Information Systems

A.30 Does your program use a management information system to track enrollees, program services, characteristics of families, and information on program staff?		Yes
<i>Name/title</i>	<i>Locally designed</i>	<i>Web Based</i>
ChildPlus/ChildPlus.net	No	Yes

## B. PROGRAM STAFF & QUALIFICATIONS

### TOTAL STAFF

#### Staff by Type

	(1) # of Head Start staff	(2) # of contracted staff
B.1 Total number of staff members, regardless of the funding source for their salary or number of hours worked	51	1
a. Of these, the number who are current or former Head Start or Early Head Start parents	30	0
b. Of these, the number who left since last year's PIR was reported	2	0
1. Of these, the number who were replaced	0	0

### TOTAL VOLUNTEERS

#### Volunteers by Type

	# of volunteers
B.2 Number of persons providing any volunteer services to the program since last year's PIR was reported	450
a. Of these, the number who are current or former Head Start or Early Head Start parents	227

### MANAGEMENT STAFF

#### Coordination of services

B.4 On average, the number of hours per week services managers spend coordinating services:	Average # of hours per week
a. Child Development & Education Manager	40
b. Health Services Manager	40
c. Family & Community Partnerships Manager	40
d. Disability Services Manager	40

### CHILD DEVELOPMENT STAFF

#### Child Development Staff Qualifications - Preschool Classroom and Assistant Teachers (HS and Migrant Programs)

	(1) # of Classroom Teachers	(2) # of Assistant Teachers
B.5 Total number of preschool child development staff by position	14	14



	(1) # of Classroom Teachers	(2) # of Assistant Teachers
Of the number of preschool child development staff by position, the number with the following degrees or credentials:		
a. An advanced degree in:		
1. Early childhood education	1	0
2. Any field and coursework equivalent to a major relating to early childhood education, with experience teaching preschool-age children	1	0

	(1) # of Classroom Teachers	(2) # of Assistant Teachers
Of the number of preschool child development staff by position, the number with the following degrees or credentials:		
b. A baccalaureate degree in:		
1. Early childhood education	7	1
2. Any field and coursework equivalent to a major relating to early childhood education with experience teaching preschool-age children	0	0
3. Any field and has been admitted into and is supported by the Teach for America program and passed a rigorous early childhood content exam	0	0
Of the preschool child development staff with a baccalaureate degree in B.5.b.1 through B.5.b.3 above, the number enrolled in:		
4. Advanced degree in early childhood education or in any field and coursework equivalent to a major relating to early childhood education	0	0

	(1) # of Classroom Teachers	(2) # of Assistant Teachers
Of the number of preschool child development staff by position, the number with the following degrees or credentials:		
c. An associate degree in:		
1. Early childhood education	5	4
2. A field related to early childhood education and coursework equivalent to a major relating to early childhood education with experience teaching preschool-age children	0	1
Of the preschool child development staff with an associate degree in B.5.c.1 and B.5.c.2 above, the number enrolled in:		
3. A baccalaureate degree program in early childhood education or in any field and coursework equivalent to a major relating to early childhood education	0	0

	(1) # of Classroom Teachers	(2) # of Assistant Teachers
Of the number of preschool child development staff by position, the number with the following credentials:		
d. A Child Development Associate (CDA) credential or state-awarded preschool, infant/toddler, family child care or home-based certification, credential, or licensure that meets or exceeds CDA requirements	0	5
1. Of these, a Child Development Associate (CDA) credential or state-awarded preschool, infant/toddler, family child care or home-based certification, credential, or licensure that meets or exceeds CDA requirements and that is appropriate to the option in which they are working	0	0
Of the preschool child development staff with the credentials in B.5.d above, the number enrolled in:		
2. A baccalaureate degree program in early childhood education or in any field and coursework equivalent to a major relating to early childhood education	0	0
3. An associate degree program in early childhood education or in a related field and coursework equivalent to a major relating to early childhood education	0	0

	(1) # of Classroom Teachers	(2) # of Assistant Teachers
Of the number of preschool child development staff by position:		
e. The number who do not have the qualifications listed in B.5.a through B.5.d	0	3
Of the preschool child development staff in B.5.e above, the number enrolled in:		
1. A baccalaureate degree program in early childhood education or in any field and coursework equivalent to a major relating to early childhood education	0	0
2. An associate degree program in early childhood education or in a related field and coursework equivalent to a major relating to early childhood education	0	0
3. Any type of Child Development Associate (CDA) credential or state-awarded preschool, infant/toddler, family child care or home-based certification, credential, or licensure that meets or exceeds CDA requirements and that is appropriate to the option in which they are working	0	3

	# of classes
B.6 Total number of center-based option classes serving preschool-aged children	14
B.7 Number of center-based option classes serving preschool-aged children in which at least one teacher (excluding assistant teachers) has one of the following:	
- An advanced or baccalaureate degree in early childhood education or in any field and coursework equivalent to a major relating to early childhood education with experience teaching pre-school age children, or	
- A baccalaureate degree and has been admitted into and is supported by the Teach for America program and passed a rigorous early childhood content exam	
- An associate degree in early childhood education or in a related field and coursework equivalent to a major relating to early childhood education with experience teaching preschool-age children	14

### Child development staff qualifications - Home-based and FCC

	(1) # of Home-Based Visitors	(2) # of Home-Based Visitor Supervisors	(3) # of Family Child Care Providers	(4) # of Family Child Care Specialists
B.9 Total number of child development staff by position	0	0	0	0

	(1) # of Home-Based Visitors	(2) # of Home-Based Visitor Supervisors	(3) # of Family Child Care Providers	(4) # of Family Child Care Specialists
Of the number of child development staff by position, the number with the following degrees or credentials:				
a. An advanced degree in/licensed as:				
1. Social work/ Licensed clinical social worker (LCSW)/ Licensed master social worker (LCMW)	0	0	0	0
2. Marriage and family therapy/ Licensed marriage and family therapist (LMFT)	0	0	0	0
3. Psychology	0	0	0	0
4. Sociology	0	0	0	0
5. Human services (include related areas such as child and family services or social services)	0	0	0	0
6. Nursing plus Nurse Practitioner (NP) license	0	0	0	0
7. Early childhood education	0	0	0	0
8. Other	0	0	0	0
Home-Based Visitors:				
Home-Based Visitor Supervisors:				
Family Child Care Providers:				
Family Child Care Specialists:				

	(1) # of Home-Based Visitors	(2) # of Home-Based Visitor Supervisors	(3) # of Family Child Care Providers	(4) # of Family Child Care Specialists
Of the number of child development staff by position, the number with the following degrees and licenses:				
b. A baccalaureate degree in:				
1. Social work	0	0	0	0
2. Psychology	0	0	0	0
3. Sociology	0	0	0	0
4. Human services (include related areas such as child and family services or social services)	0	0	0	0
5. Nursing plus Registered Nurse (RN) license	0	0	0	0
6. Early childhood education	0	0	0	0
7. Other	0	0	0	0
Home-Based Visitors:				
Home-Based Visitor Supervisors:				
Family Child Care Providers:				
Family Child Care Specialists:				

	(1) # of Home-Based Visitors	(2) # of Home-Based Visitor Supervisors	(3) # of Family Child Care Providers	(4) # of Family Child Care Specialists
Of the number of child development staff by position, the number with the following degrees and licenses:				
c. An associate degree in:				
1. Social work	0	0	0	0
2. Psychology	0	0	0	0
3. Sociology	0	0	0	0
4. Human services (include related areas such as child and family services or social services)	0	0	0	0
5. Nursing plus Registered Nurse (RN) license	0	0	0	0
6. Early childhood education	0	0	0	0
7. Other	0	0	0	0
Home-Based Visitors:				
Home-Based Visitor Supervisors:				
Family Child Care Providers:				
Family Child Care Specialists:				

	(1) # of Home-Based Visitors	(2) # of Home-Based Visitor Supervisors	(3) # of Family Child Care Providers	(4) # of Family Child Care Specialists
Of the number of child development staff by position, the number with the following credentials:				
d. License, certification, or credential held:				
1. Nursing, non-RN, i.e. LPN, CNA, etc.	0	0	0	0
2. Family development credential (FDC)	0	0	0	0
3. Child development associate credential (CDA)	0	0	0	0
4. State-awarded certification, credential, or license appropriate to the option in which they are working, i.e. home-based option or family child care option	0	0	0	0
5. Other	0	0	0	0
Home-Based Visitors:				
Home-Based Visitor Supervisors:				
Family Child Care Providers:				
Family Child Care Specialists:				

	(1) # of Home- Based Visitors	(2) # of Home- Based Visitor Supervisors	(3) # of Family Child Care Providers	(4) # of Family Child Care Specialists
Of the number of child development staff by position:				
e. The number who do not have the qualifications listed in B.9.a through B.9.d	0	0	0	0
Of the child development staff in B.9.e above, the number enrolled in:				
1. An advanced degree or license	0	0	0	0
2. A baccalaureate degree	0	0	0	0
3. An associate degree	0	0	0	0
4. Studies leading to a non-degree license, certificate, or credential	0	0	0	0

# NON-SUPERVISORY CHILD DEVELOPMENT STAFF

## Child development staff - ethnicity and race

B.12 Race and Ethnicity:	# of non-supervisory child development staff	
	(1) Hispanic or Latino origin	(1) Non-Hispanic or Non-Latino origin
a. American Indian or Alaska Native	0	0
b. Asian	0	0
c. Black or African American	0	27
d. Native Hawaiian or other Pacific Islander	0	0
e. White	0	1
f. Biracial/Multi-racial	0	0
g. Other	0	0
h. Unspecified	0	0

## Child development staff - language

	# of non-supervisory child development staff
B.13 The number who are proficient in a language(s) other than English	1
a. Of these, the number who are proficient in more than one language other than English	1
B.14 Language groups in which staff are proficient	# of non-supervisory child development staff
a. Spanish	1
b. Native Central American, South American, and Mexican Languages (e.g., Mixteco, Quichean.)	0
c. Caribbean Languages (e.g., Haitian-Creole, Patois)	0
d. Middle Eastern & South Asian Languages (e.g., Arabic, Hebrew, Hindi, Urdu, Bengali)	0
e. East Asian Languages (e.g., Chinese, Vietnamese, Tagalog)	0
f. Native North American/Alaska Native Languages	0
g. Pacific Island Languages (e.g., Palauan, Fijian)	0
h. European & Slavic Languages (e.g., German, French, Italian, Croatian, Yiddish, Portuguese, Russian)	0
i. African Languages (e.g., Swahili, Wolof)	0
j. Other	0
k. Unspecified	0



### Child development staff - classroom teacher turnover

	# of classroom teachers
B.15 The number of classroom teachers who left your program during the year.	1
B.16 Of these, the number who left for the following reasons:	# of classroom teachers
a. Higher compensation/benefits package in the same field	0
b. Change in job field	0
c. Other	1
1. Comments: Medical Concerns	
B.17 Number of classroom teacher vacancies in your program that remained unfilled for a period of 3 months or longer	0
B.18 Number of classroom teachers hired during the year due to turnover	0

### Child development staff - Home-based visitor turnover

	# of home-based visitors
B.19 The number of home-based visitors who left your program during the year	0
B.20 Of these, the number who left for the following reasons:	
a. Higher compensation/benefits package in the same field	0
b. Change in job field	0
c. Other	0
B.21 Number of home-based visitor vacancies in the program that remained unfilled for a period of 3 months or longer	0
B.22 Number of home-based visitors hired during the year due to turnover	0

### FAMILY & COMMUNITY PARTNERSHIPS STAFF

#### Family & community partnerships staff - qualifications

	(1) # of family workers	(2) # of FCP supervisors
B.23 Total number of family & community partnerships staff	6	1
a. Of the FCP supervisors, the number who work directly with families, i.e. staff with a family caseload		0
B.24 Comments on staff shared by Head Start and Early Head Start programs:	n/a	



B.25 Of the family & community partnerships staff, the number with the following as the highest level of education completed:	(1) # of family workers	(2) # of FCP supervisors
a. A related advanced degree	0	0
b. A related baccalaureate degree	0	0
c. A related associate degree	2	1
d. A family-development-related credential, certificate, or license	2	0
e. None of the qualifications listed in B.25.a through B.25.d above	1	0
Of the staff in B.25.e above, the number enrolled in:		
1. A related degree at the associate, baccalaureate, or advanced level	1	0
2. Studies leading to a non-degree credential, certificate, or license that is family-development-related	0	0
B.26 Of the family & community partnerships staff, the number with a family-development-related credential, regardless of highest level of education completed	4	0

## Education and Child Development Managers/Coordinators - Qualifications

	# of ECD managers/coordinators
B.27 Total number of education & child development managers/coordinators	1
	# of ECD managers/coordinators
Off the education & child development managers/coordinators, the number with the following degrees or credentials:	
a. An advanced degree in early childhood education, or an advanced degree in any field and coursework equivalent to a major relating to early childhood education with experience teaching preschool-age children	0
b. A baccalaureate degree in early childhood education, or a baccalaureate degree in any field and coursework equivalent to a major relating to early childhood education with experience teaching preschool-age children	1
	# of ECD managers/coordinators
Of the education & child development managers/coordinators, the number with the following degrees or credentials:	
c. An associate degree in early childhood education, or an associate degree in any field and coursework equivalent to a major relating to early childhood education with experience teaching preschool-age children	0
Of the education & child development managers/coordinators preschool child development staff in B.27.c above, the number enrolled in:	
1. A baccalaureate degree in early childhood education, or a baccalaureate degree in any field and coursework equivalent to a major relating to early childhood education	0
	# of ECD managers/coordinators
Of the education & child development managers/coordinators, the number with the following degrees or credentials:	
d. A Child Development Associate (CDA) credential or state-awarded preschool, infant/toddler, family child care or home-based certification, credential, or licensure that meets or exceeds CDA requirements	0
Of the education & child development managers/coordinators preschool child development staff in B.27.d above, the number enrolled in:	
1. A baccalaureate degree in early childhood education, or a baccalaureate degree in any field and coursework equivalent to a major relating to early childhood education	0
	# of ECD managers/coordinators
Of the education & child development managers/coordinators, the number with the following degrees or credentials:	
e. None of the qualifications listed in B.27.a through B.27.d	0
Of the education & child development managers/coordinators preschool child development staff in B.27.e above, the number enrolled in:	
1. A baccalaureate degree in early childhood education, or a baccalaureate degree in any field and coursework equivalent to a major relating to early childhood education	0
B.28 Comments on education & child development managers/coordinators shared by Head Start and Early Head Start programs:	

## C. CHILD & FAMILY SERVICES

### HEALTH SERVICES

#### Health insurance - children

	(1) # of children at enrollment	(2) # of children at end of enrollment year
C.1 Number of all children with health insurance	245	249
a. Number enrolled in Medicaid and/or CHIP	208	212
b. Number enrolled in state-only funded insurance (for example, medically indigent insurance)	3	3
c. Number with private health insurance (for example, parent's insurance)	34	34
d. Number with health insurance other than those listed above, for example, Military Health (Tri-Care or CHAMPUS)	0	0
1. Specify		
C.2. Number of children with no health insurance	4	0

### Medical

#### Medical home - children

	(1) # of children at enrollment	(2) # of children at end of enrollment year
C.5 Number of children with an ongoing source of continuous, accessible health care	249	249
C.6 Number of children receiving medical services through the Indian Health Service	0	0
C.7 Number of children receiving medical services through a migrant community health center	0	0

#### Medical services - children

	(1) # of children at enrollment	(2) # of children at end of enrollment year
C.8 Number of all children who are up-to-date on a schedule of age-appropriate preventive and primary health care, according to the relevant state's EPSDT schedule for well child care	208	249
		# of children at end of enrollment year
a. Of these, the number diagnosed by a health care professional with a chronic condition needing medical treatment since last year's PIR was reported		27
1. Of these, the number who have received or are receiving medical treatment		24
b. Specify the primary reason that children who needed medical treatment, for any chronic condition diagnosed by a health care professional since last year's PIR was reported, did not receive it:		Children left the program before their appointment date

C.9 Number of all children who received medical treatment for the following chronic conditions since last year's PIR was reported, regardless of when the condition was first diagnosed by a health care professional:	# of children
a. Anemia	2
b. Asthma	13
c. Hearing Difficulties	0
d. Vision Problems	12
e. High Lead Levels	0
f. Diabetes	0

#### Body Mass Index (BMI) - children (HS and Migrant programs)

C.10 Number of all children who are in the following weight categories according to the 2000 CDC BMI-for-age growth charts	# of children at enrollment
a. Underweight (BMI less than 5th percentile for child's age and sex)	21
b. Healthy weight (at or above 5th percentile and below 85th percentile for child's age and sex)	174
c. Overweight (BMI at or above 85th percentile and below 95th percentile for child's age and sex)	27
d. Obese (BMI at or above 95th percentile for child's age and sex)	27

#### Immunization services - children

	(1) # of children at enrollment	(2) # of children at end of enrollment year
C.11 Number of children who have been determined by a health care professional to be up-to-date on all immunizations appropriate for their age	203	228
C.12 Number of children who have been determined by a health care professional to have received all immunizations possible at this time, but who have not received all immunizations appropriate for their age	44	19
C.13 Number of children who meet their state's guidelines for an exemption from immunizations	2	2

#### Dental

##### Dental home - children

	(1) # of children at enrollment	(2) # of children at end of enrollment year
C.17 Number of children with continuous, accessible dental care provided by a dentist	133	247

## Preschool dental services (HS and Migrant programs)

	# of children
C.18 Number of children who received preventive care since last year's PIR was reported	132
C.19 Number of all children, including those enrolled in Medicaid or CHIP, who have completed a professional dental examination since last year's PIR was reported	249
a. Of these, the number of children diagnosed as needing treatment since last year's PIR was reported.	34
1. Of these, the number of children who have received or are receiving treatment	30
b. Specify the primary reason that children who needed dental treatment did not receive it:	Children left the program before their appointment date

## MENTAL HEALTH SERVICES

### Mental health professional

	# of hours
C.22 Average total hours per operating month a mental health professional(s) spends on-site	15

### Mental health services

	# of children at end of enrollment year
C.23 Indicate the number of enrolled children who were served by the mental health (MH) professional(s) since last year's PIR was reported.	
a. Number of children for whom the MH professional consulted with program staff about the child's behavior / mental health	9
1. Of these, the number for whom the MH professional provided three or more consultations with program staff since last year's PIR was reported	5
b. Number of children for whom the MH professional consulted with the parent(s) / guardian(s) about their child's behavior/mental health	3
1. Of these, the number for whom the MH professional provided three or more consultations with the parent(s) / guardian(s) since last year's PIR was reported	2
c. Number of children for whom the MH professional provided an individual mental health assessment	1
d. Number of children for whom the MH professional facilitated a referral for mental health services	0

### Mental health referrals

	# of children at end of enrollment year
C.24 Number of children who were referred by the program for mental health services outside of Head Start since last year's PIR was reported	0
a. Of these, the number who received mental health services since last year's PIR was reported	0

## DISABILITIES SERVICES

### Preschool disabilities services (HS and Migrant programs)

	# of children
C.25 Number of children enrolled in the program who have an Individualized Education Program (IEP) indicating they have been determined eligible by the LEA to receive special education and related services	28
a. Of these, the number who were determined eligible to receive special education and related services:	# of children
1. Prior to enrollment into the program for this enrollment year	14
2. During this enrollment year	14
b. Of these, the number who have not received special education and related services	0

### Preschool primary disabilities (HS and Migrant programs)

	(1) # of children determined to have this disability	(2) # of children receiving special services
C.27 Diagnosed primary disability		
a. Health impairment (i.e. meeting IDEA definition of 'other health impairments')	0	0
b. Emotional disturbance	0	0
c. Speech or language impairments	22	22
d. Intellectual disabilities	0	0
e. Hearing impairment, including deafness	0	0
f. Orthopedic impairment	0	0
g. Visual impairment, including blindness	0	0
h. Specific learning disability	1	1
i. Autism	2	2
j. Traumatic brain injury	1	1
k. Non-categorical/developmental delay	2	2
l. Multiple disabilities (excluding deaf-blind)	0	0
m. Deaf-blind	0	0

## EDUCATION AND DEVELOPMENT TOOLS/APPROACHES

### Screening

	# of children
C.28 Number of all newly enrolled children since last year's PIR was reported	132
C.29 Number of all newly enrolled children who completed required screenings within 45 days for developmental, sensory, and behavioral concerns since last year's PIR was reported	122
a. Of these, the number identified as needing follow-up assessment or formal evaluation to determine if the child has a disability	13
C.30 The instrument(s) used by the program for developmental screening:	
LAP-D (Learning Accomplishment Profile - Diagnostic Screener)	



## Assessment

C.31 Approach or tool(s) used by the program to support ongoing child assessment:		
	<i>Name/title</i>	<i>Locally designed</i>
LAP-3 (Learning Accomplishment Profile - 3)		No
Teaching Strategies GOLD Online		No

## Curriculum

C.32 What curriculum does your program use:		
a. For center-based services:		
	<i>Name/title</i>	<i>Locally designed</i>
Creative Curriculum (Early Childhood)		No
Creative Curriculum (PreSchool)		No
b. For family child care services:		
c. For home-based services:		

## STAFF-CHILD INTERACTION OBSERVATION TOOLS

		<i># of programs</i>
C.33 Does the program routinely use staff-child interaction observation tools to assess quality?		Yes
C.34 If yes, interaction observation tool(s) used by the program:		
	<sup>(1)</sup> <i>Name/title</i>	<sup>(2)</sup> <i>Locally designed</i>
a. Center-based settings	Classroom Assessment Scoring System (CLASS)	No
b. Home-based settings		
c. Family child care settings		

## FAMILY AND COMMUNITY PARTNERSHIPS

### Number of families

	# of families at enrollment
C.35 Total number of families:	244
a. Of these, the number of two-parent families	33
b. Of these, the number of single-parent families	211

	# of two-parent families at enrollment
C.36 Of the number of two-parent families, the number in which the parent/guardian figures are best described as:	
a. Parents (biological, adoptive, stepparents, etc.)	30
b. Grandparents	3
c. Relatives other than grandparents	0
d. Foster parents not including relatives	0
e. Other	0
1. Specify:	

	# of single-parent families at enrollment
C.37 Of the number of single-parent families, the number in which the parent/guardian figure is best described as:	
a. Mother (biological, adoptive, stepmother, etc.)	193
b. Father (biological, adoptive, stepfather, etc.)	6
c. Grandparent	5
d. Relative other than grandparent	2
e. Foster parent not including relative	5
f. Other	0
1. Specify:	

### Employment

	# of families at enrollment
C.38 Of the number of two-parent families, the number of families in which:	
a. Both parents/guardians are employed	12
b. One parent/guardian is employed	17
c. Both parents/guardians are not working (i.e. unemployed, retired, or disabled)	4

	# of families at enrollment
C.39 Of the number of single-parent families, the number of families in which:	
a. The parent/guardian is employed	160
b. The parent/guardian is not working (i.e. unemployed, retired, or disabled)	51

	# of families at enrollment
C.40 The number of all families in which:	
a. At least one parent/guardian is a member of the United States military on active duty	1
b. At least one parent/guardian is a veteran of the United States military	6

## Federal or other assistance

	(1) # of families at enrollment	(2) # of families at end of enrollment year
C.41 Total number of families receiving any cash benefits or other services under the Federal Temporary Assistance for Needy Families (TANF) Program	3	3
C.42 Total number of families receiving Supplemental Security Income (SSI)	26	26
C.43 Total number of families receiving services under the Special Supplemental Nutrition Program for Women, Infants, and Children (WIC)	113	113
C.44 Total number of families receiving services under the Supplemental Nutrition Assistance Program (SNAP), formerly referred to as Food Stamps	52	52

## Job training/school

C.45 Of the number of two-parent families, the number of families in which:	# of families at enrollment
a. Both parents/guardians are in job training or school	0
b. One parent/guardian is in job training or school	7
c. Neither parent/guardian is in job training or school	26
C.46 Of the number of single-parent families, the number of families in which:	# of families at enrollment
a. The parent/guardian is in job training or school	17
b. The parent/guardian is not in job training or school	194
C.47 Of the total number of all families, the number in which one or more parent/guardian:	# of families at end of enrollment year
a. Completed a grade level in school, prior to high school graduation (e.g. 8th grade, 11th grade)	0
b. Completed high school or was awarded a GED during this program year	1
c. Completed an associate degree during this program year	4
d. Completed a baccalaureate or advanced degree during this program year	2
	# of families at end of enrollment year
C.48 Of the total number of all families, the number in which one or more parent/guardian completed a job training program, professional certificate, or license during this program year	3

## Parent/guardian education

C.49 Of the total number of families, the highest level of education obtained by the child's parent(s) / guardian(s):	# of families at enrollment
a. An advanced degree or baccalaureate degree	21
b. An associate degree, vocational school, or some college	25
c. A high school graduate or GED	156
d. Less than high school graduate	47

## Family services

C.50 Types of family services	(1) # of families with an expressed interest or identified need during the program year	(2) # of families that received the following services during the program year
a. Emergency/crisis intervention such as meeting immediate needs for food, clothing, or shelter	5	5
b. Housing assistance such as subsidies, utilities, repairs, etc.	12	12
c. Mental health services	1	1
d. English as a Second Language (ESL) training	4	4
e. Adult education such as GED programs and college selection	8	1
f. Job training	14	10
g. Substance abuse prevention	0	0
h. Substance abuse treatment	0	0
i. Child abuse and neglect services	0	0
j. Domestic violence services	1	1
k. Child support assistance	9	6
l. Health education	42	42
m. Assistance to families of incarcerated individuals	1	1
n. Parenting education	107	93
o. Relationship/marriage education	10	8
p. Asset building services (such as financial education, opening savings and checking accounts, debt counseling, etc.)	23	11
C.51 Of these, the number of families who were counted in at least one of the services listed above	237	195

## Father engagement

C.52 Number of fathers/father figures who were engaged in the following activities during this program year:	# of father/ father figures
a. Family assessment	36
b. Family goal setting	42
c. Involvement in child's Head Start child development experiences (e.g. home visits, parent-teacher conferences, etc.)	53
d. Head Start program governance, such as participation in the Policy Council or policy committees	3
e. Parenting education workshops	68

## Homelessness services

	# of families
C.53 Total number of families experiencing homelessness that were served during the enrollment year	3
	# of children
C.54 Total number of children experiencing homelessness that were served during the enrollment year	6
	# of families
C.55 Total number of families experiencing homelessness that acquired housing during the enrollment year	3

## Foster care and child welfare

	# of children
C.56 Total number of enrolled children who were in foster care at any point during the program year	5
C.57 Total number of enrolled children who were referred to Head Start/Early Head Start services by a child welfare agency	2

## Collaboration Agreements and Community Engagement

### Child care partners

	# of formal agreements
C.58 Total number of formal agreements with Child Care Partners during program year	0
a. Of the Child Care Partners, the number of formal contractual agreements made void or broken during the program year	0

### Local education agency (LEA)

	# of LEAs
C.59 Number of LEAs in the program's service area	1
	# of formal agreements
C.60 Number of formal agreements the program has with LEAs:	
a. To coordinate services for children with disabilities	1
b. To coordinate transition services	1

### Public school pre-kindergarten programs

	Yes / No
C.61 Does the program have formal collaboration and resource sharing agreements with public school pre-kindergarten programs?	Yes
	# of formal agreements
a. If yes, the number of formal agreements in which the program is currently participating	1

**Part C agencies**

	<b># of Part C Agencies</b>
C.62 Number of Part C agencies in the program's service area	1
	<b># of formal agreements</b>
a. Number of formal agreements the program has with Part C agencies to coordinate services for children with disabilities	1

**Child welfare agencies**

	<b>Yes / No</b>
C.63 Does the program have formal collaboration agreements with child welfare agencies?	Yes
	<b># of formal agreements</b>
a. If yes, the number of formal agreements in which the program is currently participating	1

**REPORTING INFORMATION**

PIR Report Status	Completed
Confirmation Number	19083046199
Last Update Date	08/30/2019



# Program Demographic Report

8/20/2020 6:03:49PM

PCCA - Pickens County Community Action - Pickens

7/1/2019 - 8/18/2020

Total unduplicated number of persons about whom one or more characteristics were obtained 954  
Total unduplicated number of families about whom one or more characteristics were obtained 946

Gender	# of Persons	Family Size	# of Families
a.) Male	181	a.) One	639
b.) Female	773	b.) Two	156
TOTAL	954	c.) Three	101
		d.) Four	51
<b>Age</b>	<b># of Persons</b>	e.) Five	29
a.) 0-5	0	f.) Six	8
b.) 6-13	0	g.) Seven	2
c.) 14-17	0	h.) Eight or more	1
d.) 18-24	17	TOTAL	987
e.) 25-44	249		
f.) 45-54	129	<b>Source of Family Income</b>	<b># of Families</b>
g.) 55-59	83	a.) Unduplicated # of Families reporting One or More Sources of Income	866
h.) 60-64	106	b.) Unduplicated # of Families reporting Zero Income	80
i.) 65-74	208	c.) TANF	8
j.) 75+	162	d.) SSI	253
TOTAL	954	e.) Social Security	536
		f.) Pension	21
<b>Ethnicity/Race</b>	<b># of Persons</b>	g.) General Assistance	0
<b>I. Ethnicity</b>		h.) Unemployment Insurance	5
a.) Hispanic or Latino	2	i.) Employment + other sources	25
b.) Not Hispanic or Latino	944	j.) Employment Only	113
TOTAL	946	k.) Other	84
<b>II. Race</b>		<b>Level of Family Income (% of HHS Guideline)</b>	<b># of Families</b>
a.) White	91	a.) Up to 50%	184
b.) Black or African American	855	b.) 51% to 75%	203
c.) American Indian and Alaska Native	0	c.) 76% to 100%	268
d.) Asian	0	d.) 101% to 125%	161
e.) Native Hawaiian and Other Pacific Islander	0	e.) 126% to 150%	105
f.) Other	1	f.) 151% to 175%	21
g.) Multi-race (any 2 or more of the above)	7	g.) 176% to 200%	2
TOTAL	954	h.) 201% and over	2
<b>Education Level of Adults (# for Adults 24 years or older only)</b>	<b># of Persons</b>	TOTAL	946
a.) 0-8	4		
b.) 9-12/non-graduates	301		
c.) high school grad/GED	518		
d.) 12+ some post secondary	27		
e.) 2 or 4 yr college graduates	80		
TOTAL	930		

# Program Demographic Report

8/20/2020 6:03:49PM

PCCA - Pickens County Community Action - Pickens

7/1/2019 - 8/18/2020

Other Characteristics	# of Persons	Housing	# of Families
a.) No Health Insurance	141	a.) Own	544
b.) Disabled	624	b.) Rent	396
c.) Homeless at initial Intake	5	c.) Homeless	3
		d.) Other	0
<b>Family Type</b>	<b># of Families</b>	<b>TOTAL</b>	<b>943</b>
a.) Single Parent Female	253		
b.) Single Parent Male	16		
c.) Two Parent Household	17		
d.) Single Person	573		
e.) Two Adults NO children	45		
f.) Other	41		
<b>TOTAL</b>	<b>945</b>		

Indicator	Total Compl.
FNPI 1a The number of unemployed youth who obtained employment to gain skills or income.	3
FNPI 1b The number of unemployed adults who obtained employment (up to a living wage).	6
FNPI 2e The number of parents/caregivers who improved their home environments.	9
FNPI 3a The number of individuals who achieved and maintained capacity to meet basic needs for 90 days.	3
FNPI 3i The number of individuals engaged with the Community Action Agency who report improved financial well-being.	1
FNPI 4a The number of individuals experiencing homelessness who obtained safe temporary shelter.	1
FNPI 4b The number of individuals who obtained safe and affordable housing.	14
FNPI 4e The number of individuals who avoided eviction.	10
FNPI 4h The number of individuals with improved energy efficiency and/or energy burden reduction in their homes.	902
FNPI 4z.1 Number of individuals who avoided a utility shut-off (past due or disconnect notice/low on fuel)	334
FNPI 4z.2 Number of individuals who obtained utilities (deposit paid on new service)	17
FNPI 4z.3 Number of individuals whose energy service was restored after disconnection/ran out of fuel	40
FNPI 5a The number of individuals who demonstrated increased nutrition skills (e.g. cooking, shopping, and growing food).	4
FNPI 5b The number of individuals who demonstrated improved physical health and well-being.	12
FNPI 5d The number of individuals who improved skills related to the adult role of parents/ caregivers.	1
FNPI 5f The number of seniors (65+) who maintained an independent living situation.	3
FNPI 5g The number of individuals with disabilities who maintained an independent living situation.	2

**Program Demographic Report**

8/20/2020 6:03:49PM

PCCA - Pickens County Community Action - Pickens

7/1/2019 - 8/18/2020

Service	Total Compl.
SRV 1l Job Referrals	19
SRV 4c Rent Payments (includes Emergency Rent Payments)	14
SRV 4e Mortgage Payments (includes Emergency Mortgage Payments)	13
SRV 4i Utility Payments (LIHEAP-includes Emergency Utility Payments)	904
SRV 4j Utility Deposits	26
SRV 4k Utility Arrears Payments (paid past due balance)	677
SRV 4l Level Billing Assistance (customer is on budget billing)	147
SRV 4m Temporary Housing Placement (includes Emergency Shelters)	1
SRV 4t Energy Efficiency Improvements (e.g. insulation, air sealing, furnace repair, etc.)	1
SRV 5jj Food Distribution (Food Bags/Boxes, Food Share Program, Bags of Groceries)	10
SRV 7a Case Management	1
SRV 7c Referrals	219

# Program Demographic Report

8/20/2020 6:03:49PM

PCCA - Pickens County Community Action - Pickens

7/1/2019 - 8/18/2020

Task	Total Compl.
Appointment Scheduled	236
Arts & Crafts	1
Assessed client for all needs	186
Assessment/Baseline	906
Award Granted	917
Case Management - Follow Up	4
Case Management - Intake	10
Case Management - Stabilization Plan	2
Case Status	1
Client Assigned	2
Client enrolled in Employability Improvement Prgm	5
Client enrolled in Job Skills/Readiness Training	7
Client enrolled in Two-Year College/Vocation Prgm	1
Client has Non-housing Unmet Needs	1
Client Intake/Application	6
Client needs Home Repaired	1
Client needs Home Replaced	1
Client seeks employment	3
Client signs Application	236
Client submits application	12
Copy of Utility Bill for File	224
Counseling - Employment/Job	7
Counseling - Energy Conservation	1
Counseling - Homeless Housing	2
Counseling - Income Management/Budget	6
Counseling - Locating,Securing,Maint, Res Rental H	2
Counseling - Self-sufficiency	11
Crises alleviated	2
Determine Eligibility	1
Determine Need	11
Determine Service Provider to meet need	1
Employability Assessment	3
First Time LIHEAP Client	78
Follow up in 150 days	1
Helped with car repairs	2
Helped with child care assistance	2
Helped with child support arrearages	1
Helped with establishing child support order	12
Helped with housing placement/assistance	2
Helped with mediation	4
Helped with mental health treatment/counseling	1
Helped with other barriers (specify in notes)	3
Helped with other situation (specify in notes)	5
Helped with transportation assistance	1
Helped with utilities	235
Helped with vocational training	1
Home Energy Education	660
Housing Need	2
Individual Education Plan established	1

7/1/2019 - 8/18/2020

Ineligible - Denied by Agency	1
Intervention benchmarked	2
Issue copy for Client	4
Issue copy of Voucher for Client	24
LIHEAP Crisis Award (Resolved in 48 hours)	154
LIHEAP Life-Threatening Crisis Award (Resolved within 18 hours)	2
Nutrition Education	1
Other (is not past due/disconnected or out of fuel)	267
Preventative (past due or received disconnect notice)	404
Program Manager Denied	1
Re-Assessment	2
Referral for services other than energy or Wx	1
Referral made	14
Referred to childcare services	2
Referred to donated goods/services	1
Referred to education information services	4
Referred to emergency crises intervention services	1
Referred to employment information services	2
Referred to employment services	2
Referred to homeless services	1
Referred to housing counseling	1
Referred to rent/housing assistance services	2
Referred to senior services	1
Restored (disconnected or out of fuel)	31